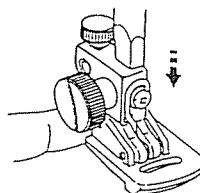
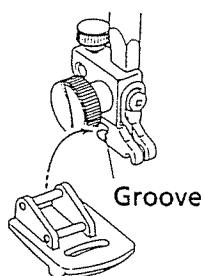
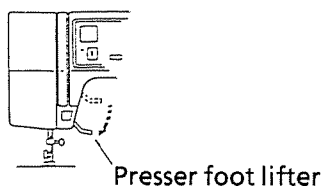


## GATHERING FOOT

### 1. HOW TO ATTACH THE GATHERING FOOT

- ① Raise the presser foot lifter, and hook the pin into the groove on the back of the foot as shown in the figure.
- ② Lower the presser foot lifter while holding the foot with your finger.



### 2. MACHINE SETTING

Straight stitch

Stitch Length: More than 3.

Thread Tension: Slightly tighter than normal.

The Upper thread end should be passed through the needle-hole of the foot and placed under the foot.

### 3. GATHERING

Sew on one layer of fabric while guiding it to be fed straight.

NOTE: Do not pull the fabric to the back.

