

ACCESSORIES

JUKI

ACCESSORIES CATALOG



Computerized Sewing Machine Accessories

Practical Sewing Presser Feet

Standard Presser Foot

This standard presser foot is used for sewing straight stitches and zigzag stitches. It can be used to sew lightweight to heavyweight materials.




- ◎ The wide needle entry opening allows this presser foot to be used for a variety of fabrics and applications, from straight stitches to zigzag stitches.
- ◎ Press the black button to keep the presser foot horizontal in order to smoothly begin sewing at a thick seam.

HZL-DX	Exceed(F)	HZL-G	HZL-H	HZL-L	HZL-350Z	HZL-NX7	DX-3000QVP	DX-4000QVP
	40057923		40165250	40169908	40151600		40197188	40245085

.

Overcasting Presser Foot (Overedge Foot)

This presser foot is used to sew overcasting in order to prevent the cut edges of fabric from fraying.



- ◎ Sew with the edges of the fabric aligned with the guide. The prong in the opening of the presser foot presses down the edge of the fabric to prevent puckering. In addition, the amount of thread going into the stitching is adjusted by the thread crossing the prong, creating a clean finish with little shrinkage.
- ◎ This presser foot cannot be used to sew zigzag stitches or overcasting by 3-point zigzag.

HZL-DX	Exceed(F)	HZL-NX7	DX-3000QVP	DX-4000QVP	HZL-G	HZL-L	HZL-H	HZL-350Z
		40080960			40110163	40169900		40145869

.

Buttonhole Presser Foot

This presser foot is used to automatically sew buttonholes.



- ◎ You can sew buttonholes of the appropriate size by simply placing the button in the button holder of the presser foot. (Not available with some sewing machines.)

HZL-DX	Exceed(F)	HZL-NX7	DX-3000QVP	DX-4000QVP	HZL-G	HZL-H	HZL-L	HZL-350Z
		40080966			40110162	40165251	40169879	40151623

Decorative Stitch Presser Foot (Manual BH Presser Foot/Satin Stitch Foot)

This presser foot is used for sewing satin stitches, decorative stitches and letters.

- ◎ The groove along the bottom of this presser foot ensures that the presser foot does not catch on the stitching, ensuring the fabric will be smoothly fed.
- ◎ Use to accurately sew a buttonhole near a thick seam that is hard to reach. Also used to manually create oversize buttonholes.



Exceed(F)	HZL-DX	HZL-G	HZL-NX7	DX-3000QVP	DX-4000QVP	HZL-L	HZL-H	HZL-350Z
A9828-008-0A0	40112905					40169901	40145868	

Button Attaching Presser Foot

This presser foot is used for holding a button in place and attaching it using the zigzag stitch.

- ◎ Be sure to first lower the feed dog so the fabric is not fed and adjust the zigzag width so the needle enters the holes in the button.
- ◎ To create a shank for the button, insert an awl or another similar object into the groove in the presser foot before sewing on the button so that the stitching will create a loop suitable for the thickness of the fabric.



HZL-DX	Exceed(F)	HZL-G	HZL-NX7	DX-3000QVP	DX-4000QVP	HZL-H	HZL-350Z
40080969						40151630	

Adjustable Zipper Foot

The Adjustable Zipper Foot is used for closely sewing along the edges of a zipper or piping cord.

- ◎ The position of the adjustable zipper presser foot can be changed over to the right and left of the needle to allow the sewing machine to sew the material while avoiding its thicker part such as a zipper.



HZL-DX	Exceed(F)	HZL-G	HZL-H
40206252			

Zipper Presser Foot

This presser foot is used for closely sewing along the edges of a zipper.

- ◎ Since this presser foot has a pin on the left side and on the right side for attaching it to the presser foot holder, you can attach this presser foot on either side of the needle, depending on which side of the zipper is being sewn.
- ◎ This presser foot can cleanly sew along the edges of the zipper without hitting the teeth.



HZL-DX	Exceed(F)	HZL-G	HZL-NX7	DX-3000QVP	DX-4000QVP	HZL-L	HZL-H	HZL-350Z
A9823-010-0A0						40169903	40151622	

Invisible Zipper Foot

This presser foot is used for inserting a concealed zipper.

- ◎ Since this presser foot lifts the teeth of the zipper as they are fed through the groove along the bottom of the presser foot, you can closely sew along the edges of the zipper teeth.



HZL-DX	Exceed(F)	HZL-G	HZL-NX7	DX-3000QVP	DX-4000QVP	HZL-H	HZL-L	HZL-350Z
40080955						-		

Narrow Zipper Presser Foot

This presser foot is used for sewing the very edge of the zipper, and sewing piping and D-ring that has more height than the fabrics.

- ◎ Since the width of the narrow zipper foot is small, the operator can easily observe the material during sewing. It has two (right and left) recesses on its undersurface, you can sew higher portions of the material while avoiding those portions.
- ◎ Both the right and left sides of the zipper can be sewn only by changing the position of the needle baseline. The mounting portion of this presser foot is placed at its center, so the stable feed of the material is ensured.




HZL-DX	Exceed(F)	HZL-G	HZL-NX	DX-3000QVP	DX-4000QVP
40219624					

Blind Stitch Presser Foot (Blind Hem Foot)

This presser foot is used for sewing blind hem stitches, which are sewn along the hems of pants and skirts to be invisible from the right side of the fabric.

- ◎ By sewing with the fabric fold aligned on the guide of this presser foot, only a few threads of the fabric will be uniformly caught in the stitch.
- ◎ Adjust the needle entry point or guide position according to the fabric before sewing.
- ◎ You can also use this presser foot as a guide when changing the needle position for hemstitching in a straight line.



HZL-DX	HZL-G	HZL-NX7	DX-3000QVP	DX-4000QVP	Exceed(F)	HZL-L	HZL-H	HZL-350Z
40080961					40080961	40169902	40145872	

Smooth Presser Foot

This presser foot is used for materials that do not feed well and are difficult to sew, such as vinyl-coated fabric and leather.

- ◎ This presser foot, made of a fluorocarbon resin, smoothly feeds even vinyl-coated material and leather fabrics which may stick to a standard presser foot and are difficult to sew.



HZL-DX	Exceed(F)	HZL-G	HZL-NX7	DX-3000QVP	DX-4000QVP	HZL-H	HZL-L	HZL-350Z
40181050			40181050*			-		

*Normal type. For JUKI Smart Feed (40248701) is available, too.

Roller Foot

This presser foot is used for materials that do not feed well, such as vinyl-coated fabric, leather and terry cloth.

- ©The rollers at the front and back of this presser foot prevent it from sticking to or bunching fabrics for perfect seams.



HZL-DX	Exceed(F)	HZL-G	HZL-H	HZL-NX7	DX-3000QVP	DX-4000QVP	HZL-350Z
40117711							

Rolled Hemming Presser Foot

This presser foot is used for sewing the edge of fabric while folding it twice to a narrow width about 1/8" (3 mm).

- ©The spiral guide of this presser foot rolls the edge of the fabric to create a narrow rolled hem.
- ©This presser foot can be used on light-weight to medium-weight fabric. Since the fabric can be uniformly folded twice without ironing, this presser foot is useful for finishing ruffles and handkerchief edges.



HZL-DX	Exceed(F)	HZL-G	HZL-NX7	DX-3000QVP	DX-4000QVP	HZL-H	HZL-L	HZL-350Z
40080958						40145870	-	40145870

Hemming Presser Foot for Zigzag

This presser foot is used for sewing the edge of fabric with a zigzag stitch while folding the fabric twice to a narrow width.

- ©The spiral guide of this presser foot rolls the edge of the fabric while the narrow rolled hem is sewn with a zigzag stitch.
- ©This presser foot can sew thin and solid edging.



HZL-DX	Exceed(F)	HZL-G	HZL-NX7	DX-3000QVP	DX-4000QVP	HZL-H	HZL-L	HZL-350Z
40080957						-		

Straight Stitch Presser Foot

This presser foot is used for sewing the straight stitch with the center needle position.

- ©The guidelines on the right side at the front of the presser foot allow you to check the positions at about 0.1", 0.2", 0.3" (3, 5 or 7 mm) from the needle.
- ©Since the needle drops into a small round opening, the seam is stabilized to create a perfect straight stitch.



HZL-DX	Exceed(F)	HZL-G	HZL-H	HZL-L	HZL-350Z	HZL-NX7	DX-3000QVP	DX-4000QVP
-			40145874	-	40145874	40201410		

Binder Presser Foot

This presser foot is used for folding bias tape in four while edging fabric at a width of about 0.2" (5 mm).

- ©After tape with a width of about 0.75" to 1.0" (22 to 25 mm) is passed through the guide, this presser foot creates double-fold tape with a width of about 0.2" (5 mm) and sews it to bind the fabric.
- ©Single-fold tape with a width of about 0.4" to 0.5" (10 to 13 mm) can also be used. You can move the guide to the left or right to adjust the needle entry point.



HZL-DX	Exceed(F)	HZL-G	HZL-NX7	DX-3000QVP	DX-4000QVP	HZL-H	HZL-L	HZL-350Z
40080954						-		

Walking Foot

This presser foot is used for stretch fabrics (such as knits), hard-to-feed materials (such as vinyl-coated fabric) and unevenly fed material (such as quilting or fabric with a nap).

- ©This presser foot is equipped with an upper feed dog that works together with the feed dog of the sewing machine to feed the material in order to prevent bunched stitching and uneven feeding.
- ©By inserting the guide bar, this presser foot can be used to quilt equally spaced seams.




HZL-DX	Exceed(F)	HZL-G	HZL-H	HZL-L	HZL-350Z	HZL-NX7	DX-3000QVP
40080963			40145876	40169917	40145876	-	

Patchwork Presser Foot

This presser foot is used for piecing together patchwork with a seam allowance of 1/4" (6.4 mm) or 1/8" (3.2 mm).

- ©Always ensure needle is set to center straight stitch. Align the edge of the fabric with the outer presser foot guide for a seam allowance of 1/4" or with the inner presser foot guide for a seam allowance of 1/8".
- ©There are also marks at a 1/4" spacing at the front and back of the presser foot, allowing you to see the width of the seam allowance before and after needle entry.



HZL-DX	Exceed(F)	HZL-G	HZL-H	HZL-L	HZL-350Z	HZL-NX7	DX-3000QVP	DX-4000QVP
40080959		-				40197827		

1/4" Guide Foot

This presser foot is used for piecing together patchwork with a seam allowance of 1/4" (6.4 mm).

- ©Always ensure needle is set to center straight stitch. Align the edge of the fabric with the presser foot guide to easily sew with a seam allowance of 1/4" (6.4 mm).
- ©Since the needle drops into a small round opening, the seam is stabilized to create a perfect straight stitch.



HZL-DX	Exceed(F)	HZL-G	HZL-H	HZL-L	HZL-350Z	HZL-NX7	DX-3000QVP	DX-4000QVP
40164071			-			40197829		

7mm Guide Foot

This presser foot is used for piecing together patchwork with a seam allowance of 7 mm.

- Always ensure needle is set to center straight stitch. Align the edge of the fabric with the presser foot guide to easily sew with a seam allowance of 7 mm.
- Since the needle drops into a small round opening, the seam is stabilized to create a perfect straight stitch.



HZL-DX	Exceed(F)	HZL-G	HZL-H	HZL-L	HZL-350Z	HZL-NX7	DX-3000QVP	DX-4000QVP
							40197832	

Presser Foot with Guide

The marks at a 0.07" (2 mm) spacing on this presser foot can be used as guides for stitching.

- On the right side of the presser foot, there are guidelines at a 2 mm spacing from 0 to 2 cm from the center of the needle entry opening (center needle position).
- This presser foot is useful when sewing parallel straight or decorative stitching.



HZL-DX	Exceed(F)	HZL-G	HZL-NX7	DX-3000QVP	DX-4000QVP	HZL-H	HZL-L	HZL-350Z
40080952							-	

Edge Sewing Presser Foot

This presser foot is used for stitching seam lines, such as with Stitch-in-the-ditch sewing for patchwork quilts and concealed seams on clothes.

- The long guide at the center of the presser foot fits perfectly in the seam line to stabilize stitching.
- You can also use this presser foot as a guide when changing the needle position for hemstitching in a straight line.



HZL-DX	Exceed(F)	HZL-G	HZL-NX7	DX-3000QVP	DX-4000QVP	HZL-H	HZL-L	HZL-350Z
40080965				40080965*			-	

*Normal type. For JUKI Smart Feed (40245090) is available, too.

Compact Guide Edge Sewing Foot

The Compact Guide Edge Sewing Foot is used for patchwork quilting, edge stitching during dressmaking (in the case of sewing waistbands and neckbands), outline quilting, and single lap stitching.

- This presser foot has a shorter guide at its center. With this shorter guide, you will experience a smoother feed of the material. Furthermore, it reduces uneven material feed.
- The marks on the left side of the presser foot will be the guide for the outline of quilting. By changing, the needle base line, you can sew a single lap stitching with ease.



HZL-DX	Exceed(F)	HZL-G	HZL-NX	DX-3000QVP	DX-4000QVP
					40219628

Quilt Presser Foot (For Ruler)

This presser foot is used for free-motion quilting using a ruler.

- With a distance of ¼" (6.5 mm) from the needle entry point to the outer edge of the presser foot, sew using a ruler as a guide.
- The front of the presser foot is lowered making it easier to see the needle area.
- Adjust the height of the presser foot according to the thickness of fabric.



HZL-DX	Exceed(F)	HZL-G	HZL-H	HZL-L	HZL-350Z	HZL-NX7	DX-3000QVP	DX-4000QVP
40201927				-			40197266	

Quilt Presser Foot

This presser foot is used for free-motion quilting.

- With the feed dogs lowered, you can freely move the fabric to draw using stitching.
- Use the screw to adjust the height of the presser foot according to the thickness of the fabric, so the fabric moves smoothly.



HZL-DX	Exceed(F)	HZL-G	HZL-H	HZL-L	HZL-350Z	HZL-NX7	DX-3000QVP	DX-4000QVP
40177011				-			40224352 *	

* Always use with adapter shank (40207583)

Quilt Presser Foot (Open Type)

This presser foot for free-motion sewing is open at the front so that the needle area is easy to see.

- Use the screw to adjust the height of the presser foot according to the thickness of the fabric, so the fabric moves smoothly.



HZL-DX	Exceed(F)	HZL-G	HZL-H	HZL-L	HZL-350Z	HZL-NX7	DX-3000QVP	DX-4000QVP
40080949				-			40224355*	

* Always use with adapter shank (40207583)

Quilt Presser Foot (Zigzag Type)

This presser foot is used for free-motion sewing with zigzag stitches.

- The wide needle entry opening allows this presser foot to be used for free-motion sewing with zigzag stitches.
- Since the presser foot moves up and down together with the movement of the needle, thick seams can easily be crossed.



HZL-DX	Exceed(F)	HZL-G	HZL-NX7	DX-3000QVP	DX-4000QVP	HZL-H	HZL-L	HZL-350Z
40080953				40080953 *		40145873	40169916	40145873

* Always use with adapter shank (40207583)

Open Toe Presser Foot

This presser foot is used for stitching appliqués or designs.

- ©The wide opening at the front of this presser foot makes appliqués and designs easy to see, which is useful for curvy decorative stitching.
- ©The groove along the bottom of this presser foot ensures that the presser foot does not catch on the stitching, so the fabric will be smoothly fed.



HZL-DX	Exceed(F)	HZL-G	HZL-NX7	DX-3000QVP	DX-4000QVP	HZL-H	HZL-L	HZL-350Z
40080962						-		

Applique Presser Foot

This presser foot is used for stitching appliqués or designs.

- ©Since the front and back of this presser foot are short and transparent, appliqués and designs are easy to see, and you can easily sew sharp curves.
- ©The pin at the back keeps the presser foot horizontal, stabilizing it even when sewing appliqués.



HZL-DX	Exceed(F)	HZL-G	HZL-NX7	DX-3000QVP	DX-4000QVP	HZL-H	HZL-L	HZL-350Z
40080951						-		

Pearl Attaching Presser Foot

This presser foot is used for sewing on strands of pearls or beads.

- ©Pass the strand of pearls or beads up to a diameter of 4 mm through the dome-shaped groove in the center of the presser foot, and then sew with a zigzag stitch.
- ©This presser foot can also be used for sewing on thick cording, braiding or piping cord, even on curves.



HZL-DX	Exceed(F)	HZL-G	HZL-NX7	DX-3000QVP	DX-4000QVP	HZL-H	HZL-L	HZL-350Z
40080956								

Cording and Embroidery Presser Foot

This presser foot is used for free-motion sewing of cording.

- ©This presser foot has a hole for supplying cording to be sewn over.
- ©With the feed dog lowered, you can freely move the fabric to create simple embroidery with cording.



HZL-DX	Exceed(F)	HZL-G	HZL-NX7	DX-3000QVP	DX-4000QVP	HZL-H	HZL-L	HZL-350Z
40080950			40224357 *			-		

* Always use with adapter shank (40207583)

Cording Presser Foot (for 3 Cords)

This presser foot is used for sewing on up to three thin decorative cords or embroidery threads.

- ©Pass threads through the three channels in front of the needle entry opening and sew them with the three-point zigzag stitch or decorative stitches in order to create three-dimensional decorations.



HZL-DX	Exceed(F)	HZL-G	HZL-NX7	DX-3000QVP	DX-4000QVP	HZL-L	HZL-H	HZL-350Z
A9829-880-0A0						-	40145871	

7 Hole Cording Foot

With the 7 Hole Cording Foot, you can enjoy sewing 3-dimensional decorative stitches using thin cords or embroidery threads (up to seven cords [threads]) together.

- ©This presser foot comes with seven cord insertion holes of approximately 1mm in diameter. As many as seven thin cords or embroidery threads can be sewn using these holes while neatly arranging them in parallel (in the case of two or more cords/threads are used).



HZL-DX	Exceed(F)	HZL-G	HZL-NX	DX-3000QVP	DX-4000QVP
40219632					

Gathering Foot

This presser foot automatically creates gathers in the fabric.

- ©Change the stitch length, thread tension and presser foot pressure to adjust the amount of fabric that is gathered.
- ©You can also use this presser foot to sew two pieces of fabric together while creating gathers in only the lower piece.



HZL-DX	Exceed(F)	HZL-G	HZL-H	HZL-L	HZL-NX7	DX-3000QVP	HZL-350Z
40165262				-	-	40145875	

Pintuck Foot Narrow

This presser foot is used for sewing narrow pintucks on blouses and handkerchiefs using two needles.

- ©When sewing pintucks in parallel, the 9 slits on the bottom of the presser foot can be used as a guide. Pintucks are suited to light-weight soft materials. Pintucks of stable shape can be produced while putting a cord in each pintuck.




HZL-DX	Exceed(F)	HZL-H	HZL-350Z	HZL-NX	DX-3000QVP	DX-4000QVP
40206244						

Pintuck Foot Wide

This presser foot is used for sewing wide pintucks on blouses and handkerchiefs using two needles.

- When sewing pintucks in parallel, the 7 slits on the bottom of the presser foot can be used as a guide. Pintucks are suited to light-weight soft materials. Pintucks of stable shape can be produced while putting a cord in each pintuck.



HZL-DX	Exceed(F)	HZL-H	HZL-350Z	HZL-NX	DX-3000QVP	DX-4000QVP
40206248						

Fringe Foot

This presser foot is used for forming loops or fringes to decorate projects.

- This foot has a claw at its center. It is used for forming loops by laying the thread over the claw. This presser foot can be used for sewing decorative stitches on workpieces by making three-dimensional thread loops and fringes on the edge of the fabric with your favorite threads.



HZL-DX	Exceed(F)	HZL-G	HZL-NX	DX-3000QVP	DX-4000QVP
40219620					

Adapter Shank

Detach the presser foot holder and use it for the presser foot to be used.

- Can be used with the Quilt Presser Foot, Quilt Presser Foot (Open Type), Quilt Presser Foot (Zigzag Type), Cording and Embroidery Presser Foot and Gathering Foot.



HZL-NX7	DX-3000QVP	DX-4000QVP	HZL-DX	Exceed(F)	HZL-G	HZL-H	HZL-L	HZL-350Z
40207583			-					

Mounting Base

The mounting base allows you to attach the LED pointer, scope, and magnifying lens attachment to the sewing machine.

- When you use the LED pointer, borescope camera and magnifier (flip-up type), use with this mounting base.




DX-4000QVP			
40247204			

LED Pointer

With the LED pointer, you can start sewing without lowering the needle to check the sewing start position.

- Expand your creativity with the LED pointer as a guide when aligning rows of patterns for sewing. Use with mounting base (40247204).



DX-4000QVP			
40247205			

Quilt Guide

This guide is used for sewing equally spaced rows of stitching .

- Insert this guide into the hole of the presser foot holder or the walking foot, and then sew while lightly tracing this guide along stitching.
- Adjust the spacing of the stitching by changing how far this guide is inserted.



HZL-DX	Exceed(F)	HZL-G	HZL-H	HZL-L	HZL-350Z	HZL-NX7	DX-3000QVP	DX-4000QVP
A9833-550-0A0			40151624	40169918	40151624	40190227		

Twin Needle

You can sew straight lines and decorative patterns in parallel with two needles with 0.07" (2 mm) spacing.

- For beautiful decorative stitches two threads can be a perfect addition.
- Set the sewing machines with 2 needle settings with optional functions. Not all stitches are approved for twin needle design.



HZL-DX	Exceed(F)	HZL-NX7	DX-3000QVP	DX-4000QVP	HZL-G	HZL-L	HZL-H	HZL-350Z
40083061					-		40145877	

Auxiliary Spool Pin (Additional Spool Pin)

This spool pin is used when another thread spool is needed for twin needle sewing or bobbin winding.

- Use this spool pin with a thread spool for twin needle sewing, spare machine threading or bobbin winding.



HZL-DX	Exceed(F)	HZL-NX7	DX-3000QVP	DX-4000QVP	HZL-G	HZL-H	HZL-L	HZL-350Z
40080967					-	40165254	40169872	40151633

Stitch Area Magnifier

This magnifier allows the needle area to be enlarged by approximately 1.4 times, making it easier to see.

- ◎ This is useful for viewing the needle area or performing intricate operations.
- ◎ "Flip up type available only for DX-4000QVP. When not in use, you can move it out of the way. Use with mounting base (40247204)."



HZL-DX	HZL-NX7	DX-3000QVP	Exceed(F)	HZL-G	HZL-H	HZL-L	HZL-350Z	DX-4000QVP
40164074						-		40247079 (Flip Up Type)

Thread Stand

This additional thread stand can be used with large cross-wound cone style thread.

- ◎ The specially designed thread guide that is also installed smoothly pulls the thread straight up.
- ◎ When placing the hard case on the sewing machine, this thread stand and thread guide can be removed in a single step.



HZL-DX	Exceed(F)	HZL-G	HZL-H	HZL-L	HZL-350Z	HZL-NX7	DX-3000QVP
40163897			-				40208049

Thread Stand (for Two Spools)

This additional thread stand can be used with TWO large cross-wound cone style thread.

- ◎ It is convenient for both top and bottom threads, or two needle sewing, too. The specially designed thread guide that is also installed smoothly pulls the thread straight up.
- ◎ When placing the hard case on the sewing machine, this thread stand and thread guide can be removed in a single step.



				DX-4000QVP			
				40245194			

Throat Plate for Straight Stitch

This needle plate designed specifically for straight stitching allows you to sew beautiful straight stitches.

- ◎ This needle plate is used to sew the straight stitch with the center needle position.
- ◎ Creates perfect needle feed for light weight fabrics or corner to corner stitching in patchwork piecing.



HZL-DX	Exceed(F)	HZL-G	HZL-H	HZL-L	HZL-350Z	HZL-NX7	DX-3000QVP	DX-3000QVP
-	40080968*			-		40205310*		40245153**

*HZL-G210/G110 Part No. 40080968 & 40064685 (hook cover) **Use with straight feed dog (40201411)

Magnetic Gauge

This gauge is used as a guide for the edge of the fabric when sewing with a fixed seam allowance. A magnet allows you to easily reposition the gauge.

- ◎ A strong magnet holds this gauge in place on the needle plate. This gauge can also be used on household sewing machines with a metal needle plate.



HZL-DX	Exceed(F)	HZL-G	HZL-H	HZL-L	HZL-350Z	HZL-NX7	DX-3000QVP	DX-4000QVP
A9848-D25-0A0								

Wide Table

This table enlarges the work surface, allowing you to comfortably sew large projects.

- ◎ After removing the auxiliary bed, this table can easily be installed by fitting it into place.



HZL-NX7	DX-3000QVP	HZL-DX	Exceed(F)	HZL-G	HZL-H	HZL-L	HZL-350Z	DX-4000QVP
40205305		J-FT(J-F/Table)			J-H/TABLE	J-L/TABLE	J-H/TABLE	40245154

Foot Controller

This controller can be used to start/stop sewing and adjust the sewing speed with your foot.

- ◎ Controlling the sewing machine with your foot leaves both of your hands free while sewing.



HZL-DX	Exceed(F)	HZL-G	HZL-H	HZL-L	HZL-350Z		
-		40107483	40165257	40169914	Please contact your local JUKI dealer		

Foot Controller with Foot Switch Function

This controller can be used to start/stop sewing and adjust the sewing speed with your foot.

- ◎ Controlling the sewing machine with your foot leaves both of your hands free while sewing.
- ◎ You can trim threads and or do another operation by pressing on the heel of the foot controller.



HZL-DX	Exceed(F)	HZL-NX7	DX-300QVP	DX-4000QVP	HZL-G	HZL-H	HZL-L	HZL-350Z
40144123		40205287			-			

Foot Switch Stopper

This stopper can be used for disabling the foot switch of the foot controller.

© Installing this stopper on the foot controller disables the function that is activated by stepping on the controller with your heel.



HZL-DX	Exceed(F)	HZL-G	HZL-H	HZL-L	HZL-350Z
40165358		-			

Knee-lifting Lever

Increase efficiency by using your knees to lift and lower the presser foot without using your hands.

© Using your knee to push the lever to the right raises the presser foot, and when you return it will lower the presser foot.



HZL-DX	Exceed(F)	HZL-NX7	DX-3000QVP	DX-4000QVP	HZL-G	HZL-H	HZL-L	HZL-350Z
40070255					-			

Bobbin

These bobbins are designed specifically for JUKI household sewing machines.

© Since the bobbin type differs depending on your sewing machine model, be sure to use the bobbin designed for your machine.



HZL-DX	Exceed(F)	HZL-G	HZL-NX7	DX-3000QVP	DX-4000QVP	HZL-H	HZL-L	HZL-350Z
001141000000						40151627	40177365	40151627

Dedicated Hook for Thick Thread Decoration

It is used when decorative sewing is performed with bobbin thread using thick thread or ribbon.

© Wrap the thread you want to decorate around the bobbin and draw a pattern with pattern stitching or free motion.



HZL-DX	Exceed(F)	HZL-G	HZL-NX	DX-3000QVP	DX-4000QVP
40247203					

Heavy User Kit

This set of versatile and useful presser feet that will meet the needs of even advanced everyday users.

© This set contains the following: Button Attaching Presser Foot, Invisible Zipper Foot, Rolled Hemming Presser Foot, Binder Presser Foot, Presser Foot with Guide, Cording and Embroidery Presser Foot



HZL-DX	Exceed(F)	HZL-G	HZL-NX7	DX-3000QVP	HZL-H	HZL-L	HZL-350Z
40181033			-				

Creative Set

This set of presser feet and bobbins are perfect for creative embellishment with your sewing machine.

© This set contains the following: Appliqué Presser Foot, Cording and Embroidery Presser Foot, Pearl Attaching Presser Foot, Cording Presser Foot (for 3 Cords), Presser Foot with Guide, Open Toe Presser Foot and Bobbin x5



HZL-DX	Exceed(F)	HZL-G	HZL-NX7	DX-3000QVP	HZL-H	HZL-L	HZL-350Z
40183638			-				

Loop to Loop Ruler

Create beautiful 3" and 4" loops on your most precious project with the loop to loop ruler.

© This ruler has a thickness of 3/16" perfect for low shank sewing machines.



HZL-NX7	DX-3000QVP	HZL-DX	HZL-G	HZL-H	HZL-350Z
HMQT-LTL-C					

Curved Crescent Moon Ruler

Create half circles with the curved crescent moon rulers.

© Designed by Ronda K. Meyer, this ruler has a thickness of 3/16" perfect for low shank sewing machines.



HZL-NX7	DX-3000QVP	HZL-DX	HZL-G	HZL-H	HZL-350Z
HMQT-RCCM-C					

Mini Straight Line Ruler

This 3/16" thick acrylic ruler can be used to stitch in the ditch, create scallops, and other free motion quilting techniques.

- Each edge is indented by a 1/4" to aid in proper placement on quilts. One end is round and can be used to create arcs and scallops. The opposite end contains a 45-degree angle for small crosshatching.

HZL-NX7	DX-3000QVP	HZL-DX	HZL-G	HZL-H	HZL-350Z
HMQT-MSLT-C					



Grip & Stitch

Make free motion quilting easy and fun with JUKI's Grip & Stitch™ quilting disks.

- Each pack comes with two different sized disks that provide outstanding support. With the larger disk in your left hand and the smaller disk in your right hand, place the disks on top of your quilt and begin quilting. Create funky spirals, beautiful feathers, and more!

HZL-NX7	DX-3000QVP	HZL-DX	HZL-G	HZL-H	HZL-350Z
Grip & Stitch					



Clamshell Ruler

Create beautiful 1", 2", 3", and 4" clamshell designs with the clamshell ruler.

- This ruler has a thickness of 3/16" perfect for low shank machines.

HZL-NX7	DX-3000QVP	HZL-DX	HZL-G	HZL-H	HZL-350Z
HMQT-CSX4-C					



Table Polish Paste

Table Polish Kit

- Use table polish with cloth to create a clean and ultra smooth surface for your guild to glide over.

Please contact your local JUKI dealer



Trolley Bag (Small)

With a dimension of 10" (w) x 19" (l) x 16" (h), the JUKI wheeled trolley bag can accommodate most sewing machines and sergers on the JUKI product line.

- It features a violet Chenille fabric exterior with gray details and an embroidered JUKI QVP logo.
- It also comes with a front pocket and two interior mesh wall pockets for easy storage. Machines can be stored via front or top load.

HZL-DX	HZL-G	HZL-H	HZL-350Z
14194-DS19			



Trolley Bag (Large)

With a dimension of 23" W x 16" H x 12.5" D, the JUKI wheeled trolley bag can accommodate large machines such as the Kirei HZL-NX7, Sayaka DX-3000QVP, and Kokochi DX-4000QVP.

- It features a gray Chenille fabric exterior with gray details and an embroidered JUKI logo. It also comes with a front pocket and two interior mesh wall pockets for easy storage. Machines can be stored via front or top load.

HZL-NX	DX-3000QVP	DX-4000QVP
DS23		



Semi-professional Sewing Machine Accessories

Practical Sewing Presser Feet

Standard Presser Foot

This basic presser foot is easy to use in various sewing applications, such as for straight lines or curves and on medium to heavy weight materials.

- With this “hinged presser foot,” which has a spring at the back, allowing the front to go up, even thick seams can smoothly be crossed. The large groove along the bottom of this presser foot ensures that the stitching to be perfectly completed.

TL

A9836-D25-0A0




Zipper Attaching Foot

The position of this presser foot can be switched between the left and right side of the needle, allowing for perfect alignment on pieces such as zippers.

- © By loosening the screw at the back and sliding the presser foot to either the left or right, you can use either the right or left needle hole of this presser foot. This enables it to sew either the left or the right side of the zipper.

TL

A9838-090-0A0



Solid Cording Foot (Right)

This one-sided presser foot presses down on only one side of the fabric and is useful for sewing along edges of, for example, zippers and piping.

- ◎ Since the needle drops on the right side, this presser foot is useful for perfect alignment on pieces such as zippers and piping.
- ◎ This "fixed presser foot," where presser foot and holder are one, provides stability when sewing flat materials.

TL

A9844-D25-AA0



Solid Cording Foot (Left)

This one-sided presser foot, presses down on only one side of the fabric and is useful for sewing along edges of zippers and piping.

- ◎ Since the needle drops on the left side, this presser foot is useful for perfect alignment on pieces such as zippers and piping.
- ◎ This “fixed presser foot,” where presser foot and holder are one, provides stability when sewing flat materials.

TL

A9844-D25-BA0



Hinged Cording Foot

This one-sided presser foot, presses down on only one side of the fabric and is useful for sewing along edges of zippers and piping. It also allows thick seams to easily be crossed.

- ◎ Since the needle drops on the right side, this presser foot is useful for perfect alignment in a wide range of applications, such as concealed seams along edges of zippers and piping.
- ◎ This hinged presser foot can easily cross thick seams.

TL

A9844-D25-CA0



Hinged Zipper Foot

This narrow hinged presser foot is useful for sewing zippers and narrow pieces.

- ◎ The narrow width of 3 mm from the needle to the edge of the presser foot is perfect for sewing narrow pieces.
- ◎ Align the edge of the presser foot with the zipper teeth as a guide for a seam allowance of 3 mm.

TL

A9842-D25-0A0



Spring Guide Hinged Foot (Right 1.5mm)

This is the presser foot provided with a spring-type guide. It is best suited to single lap stitching.

- ◎ The stitch width is 1.5 mm. The spring-type guide is intended for light to standard weight materials. The guide is thin and short. It can have an ability to turn in a small portion and sew small curves with ease.

TL

40233378



Invisible Zipper Foot (Metal)

This presser foot is used for inserting a concealed zipper.

- Since this presser foot lifts the teeth of the zipper as they are fed through the groove along the bottom of the presser foot, you can closely sew along the edges of the zipper teeth.
- This presser foot is made of highly durable metal.

TL
A9841-D25-AA0



Invisible Zipper Foot (Plastic)

This presser foot is used for inserting a concealed zipper.

- Since this presser foot lifts the teeth of the zipper as they are fed through the groove along the bottom of the presser foot, you can closely sew along the edges of the zipper teeth.
- This presser foot is made of common plastic.

TL
A9841-D25-BA0



Smooth Foot

This presser foot is used for materials that do not feed well and are difficult to sew, such as vinyl-coated fabric and leather.

- This presser foot, made of a fluorocarbon resin, smoothly and evenly feeds even vinyl-coated material and leather, which stick to metal presser feet and are difficult to sew.
- Since resin wears with use, sew plain materials with the standard presser foot.

TL
A9840-D25-0A0



Hemming Foot

This presser foot is used for sewing the edge of fabric while folding it twice to a narrow width (about 3 mm). It is used for finishing ruffles and handkerchief edges.

- The spiral guide of this presser foot rolls the edge of the fabric to create a narrow rolled hem. This presser foot can be used on light-weight to medium-weight fabric.
- Since the fabric can be uniformly folded twice without ironing, this presser foot is useful for finishing ruffles and handkerchief edges.

TL
A9837-090-0A0



Piping Foot

This presser foot is used for creating piping and sewing it on. The groove that the cord passes through has a diameter of about 3 mm.

- This presser foot is used to sew the edge of the fabrics along with the right side of the piping.
- Use the groove to keep the piping in place while stitching.

TL
A9845-D25-0A0



Compensating Foot (Right 1.5mm)

This presser foot is used for stabilizing stitching 0.06" (1.5 mm) to the left of a thick seam. It is useful for coverstitching.

- By guiding the fabric along the right toe (guide) of the presser foot, stitching can be sewn 1.5 mm from the thick seam.
- Since a spring moves the guide up or down, this presser foot can be used with a wide variety of fabrics, from lightweight to heavyweight.

TL
A9843-D25-AA0



Compensating Foot (Left 1.5mm)

This presser foot is used for stabilizing stitching 0.06" (1.5 mm) to the right of a thick seam. It is useful for coverstitching.

- By guiding the fabric along the left toe (guide) of the presser foot, stitching can be sewn 1.5 mm from the thick seam.
- Since a spring moves the guide up or down, this presser foot can be used with a wide variety of fabrics, from lightweight to heavyweight.

TL
A9843-D25-BA0



Compensating Foot (Right 1/4")

This presser foot is used for stabilizing stitching 1/4" (6.5 mm) to the left of a thick seam.

- By guiding the fabric along the right toe (guide) of the presser foot, stitching can be sewn 1/4" from the thick seam.
- Since a spring moves the guide up or down, this presser foot can be used with a wide variety of fabrics, from lightweight to heavyweight.

TL
A5140- E98-ZA0



Compensating Foot (Right 7mm)

This presser foot is used for stabilizing stitching 0.03" (7 mm) to the left of a thick seam.

- ◎ By guiding the fabric along the right toe (guide) of the presser foot, stitching can be sewn 0.03" (7 mm) from the thick seam.
- ◎ Since a spring moves the guide up or down, this presser foot can be used with a wide variety of fabrics, from lightweight to heavyweight.

TL
A9850-D25-0A0



Compensating Foot Extra Short (Right 1.5mm)

With this foot, the sewing machine is able to carry out sewing at 1.5mm position on the left from the stepped portion.

- ◎ In comparison with the standard compensating foot, the front part of this presser foot has a shorter structure. This means that this presser foot is suited to the sewing of small parts such as pockets, single lap stitching, hemming, etc. and of small curves. This presser foot can be used with a wide variety of fabrics, from standard-weight to heavyweight.

TL
40233377



Regular Hinged Foot (1/4")

This presser foot is used for piecing together patchwork with a seam allowance of 1/4" (6.5 mm).

- ◎ Align the edge of the fabric with the edge of the presser foot to stitch with a seam allowance of 1/4".

TL
40171426



Regular Hinged Foot (7mm)

This presser foot is used for piecing together patchwork with a seam allowance of 7 mm.

- ◎ Align the edge of the fabric with the edge of the presser foot to stitch with a seam allowance of 7 mm.

TL
40171430



1/4" Presser Foot

This presser foot is used for piecing together patchwork with a seam allowance of 1/4" (6.5 mm).

- ◎ Align the edge of the fabric with the presser foot guide to easily sew with a seam allowance of 1/4".
- ◎ The guide being short at the front and back makes this presser foot perfect for sewing not only straight lines but also curves.

TL
40171428



7mm Presser Foot

This presser foot is used for piecing together patchwork with a seam allowance of 7 mm.

- ◎ Align the edge of the fabric with the presser foot guide to easily sew with a seam allowance of 7 mm.
- ◎ The guide being short at the front and back makes this presser foot perfect for sewing not only straight lines but also curves.

TL
40171432



Even Feed Foot

This presser foot is used for stretch fabrics (such as knits), hard-to-feed materials (such as vinyl-coated fabric) and unevenly fed material (such as quilting or fabric with a nap).

- ◎ This presser foot is equipped with an upper feed dog that works together with the feed dog of the sewing machine to feed the material in order to prevent bunched stitching and uneven feeding.
- ◎ When used together with the quilt guide, this presser foot is also useful for quilting so that seams are equally spaced.

TL
A9811-D25-0A0



Adjustable Shirring Foot

This foot is used for making gathering. The gathering amount is changed by turning the screw.

- ◎ This shirring foot is used for making gathering and shirring of sleeve caps. The shirring foot has a screw at its rear portion. When you turn this screw, it comes in contact with a pin of shirring foot to change the inclination angle of the foot and the gathering amount will change according to the angle.

TL
40233376



Top Ply Joining Shirring Foot

This foot is used for sewing two plies of material while making gathering on one of them or making gathering on one ply of material.

- With this top ply joining shirring foot, the sewing machine is able to make consistent gathering automatically. It can be used when making clothes frills and tiered skirts.

TL
40233375



Hinged Piping Foot (Left 3mm)

With this piping foot, the sewing machine is able to make piping cords with ease without using an iron and adhesive interlining.

- This piping foot can be widely used for sewing edges of bags and attaching decorative lines on knick knacks. There is slot that is approximately 3mm in diameter for passing a cord to the undersurface of piping foot on the left side of needle entry hole.
- This is a kind of "hinged foot", which has a spring at the rear and the front part is raised. It is easy to go over the multi-layered portion.

TL
40233382



1/5" Quilting Foot

This presser foot is used for free-motion quilting.

- With the feed dog lowered, you can freely move the fabric to draw using stitching. The distance from the needle entry point to the outer edge of the presser foot is 1/5" (5 mm).
- Since the presser foot moves up and down together with the movement of the needle, thick seams can easily be crossed.

TL
A9811-E98-AA0A



1/4" Quilting Foot

This presser foot is used for free-motion quilting. It is also useful as a guide for echo quilting.

- With a distance of 1/4" (6.5 mm) from the needle entry point to the outer edge, this presser foot is perfect for echo quilting, stitching sewn equally spaced using the edge of the presser foot as a guide.
- Since the presser foot moves up and down together with the movement of the needle, thick seams can easily be crossed.

TL
A9811-E98-BA0A



Quilting Foot Front Open Toe

This presser foot for free-motion sewing is open at the front so that the needle area is easy to see.

- Since the presser foot moves up and down together with the movement of the needle, thick seams can easily be crossed.

TL
40171422



Quilting Foot Side Open Toe

This presser foot for free-motion sewing is open at the front so that the needle area is easy to see. It is used for free-motion sewing when the sewing machine is positioned longitudinally.

- This presser foot is useful for free-motion sewing when the sewing machine is positioned longitudinally with the machine head in front of you. It is also perfect for use with the free-motion table.
- Since the presser foot moves up and down together with the movement of the needle, thick seams can easily be crossed.

TL
40166734



1/4" Quilting Foot (for Ruler)

This presser foot is used for free-motion quilting using a ruler.

- With a distance of 1/4" (6.5 mm) from the needle entry point to the outer edge of the presser foot, sew using a ruler as a guide. The front of the presser foot is lowered, making it easier to see the needle area.
- Use the screw to adjust the height of the presser foot according to the thickness of the fabric.

TL
40166729



Echo Quilting Foot

This presser foot for free-motion sewing has guidelines useful for echo quilting.

- The circular guidelines at 1/4" (6.5 mm) and 5/8" (10 mm) from the needle entry point are useful for echo quilting, stitching sewn equally spaced.
- Use the screw to adjust the height of the presser foot according to the thickness of the fabric.

TL
40166739



Foot for Thin Fabric

This presser foot was designed specifically for easily sewing lightweight materials.

- Since the needle drops into a round opening, this presser foot reduces puckering when sewing lightweight materials and prevents skipped stitches as well as faulty stitching.

TL
A9813-096-0A0A



Throat Plate for Thin Fabric

The small needle hole makes this throat plate perfect for sewing lightweight materials.

- This throat plate prevents stitching shrinkage and keeps lightweight materials out of the needle hole.
- Recommended Needle size #9 to #11.

TL
A9839-090-AA0



Throat Plate for Thick Fabric

The large needle hole makes this throat plate ideal for sewing heavyweight materials.

- This throat plate is perfect for heavy-weight fabrics and thick needles. The chance of the needle hitting the needle plate is reduced, allowing you to sew more safely with even more combinations of heavyweight fabrics and thick needles.
- Recommended Needle size #16 to #18 .

TL
A9839-090-BA0



Quilt Guide for Even Feed Foot

This guide is used for sewing parallel rows of stitching that are equally spaced.

- This guide, installed on either side of the needle, can be used for stitching on either the left or the right side.
- With marks on the guide bar at a 1/5" (5 mm) spacing, this guide can be moved as far as 2.32" (60 mm) to the left or right side of the needle.

TL
40171424



T Gauge

This gauge is used as a guide for the edge of the fabric when sewing with a fixed seam allowance.

- The guide being long at the front and back makes this gauge perfect for sewing long straight lines.
- The gauge can be moved as far as 3/4" (20 mm) from the needle and secured by loosening and tightening the screws with a screwdriver.

TL
A9846-D25-0A0



Swing Gauge

This gauge is used as a guide for the edge of the fabric when sewing with a fixed seam allowance. This gauge can be swung toward you so that it is out of the way when not in use.

- The guide being short at the front and back makes this gauge perfect for sewing gentle curves.
- The gauge can be moved as far as 1.2" (30 mm) from the needle and secured by loosening and tightening the screws with a screwdriver.

TL
A9847-D25-0A0



Swing Hemmer Small Size (5mm)

With this hemmer, the sewing machine is able to sew the material edge while folding it in three, measuring approximately 5 mm in width

- This hemmer is applicable to the finishing of the bottom of blouses and shirts, the hem of handkerchiefs, etc. If the leveling plate (separately available) is attached to the machine, hemmer can swing smoothly and damage to the main body of sewing machine can be reduced.

TL
40233379



Magnetic Gauge

This gauge is used as a guide for the edge of the fabric when sewing with a fixed seam allowance. A magnet allows you to easily reposition the gauge.

- A strong magnet holds this gauge in place on the needle plate.
- This gauge can also be used on household sewing machines with a metal needle plate.

TL
A9848-D25-0A0



Tape Binder (20mm)

With this binder, the sewing machine is able to fold the 20 mm wide tape edges of which do not fray or both-side folded bias tape into approximately 9 mm wide tape to bind the material edge.

- When this binder is attached to the sewing machine, the operator is able to sew straight edges, curved outer edges and gently curved inner edges of the material as desired. Therefore, the sewing machine attached with the binder can be used for sewing items that have small curves such as bibs and pot mats

TL
40249100



Double Fold Bias Binder (38mm)

With this binder, the sewing machine is able to double-fold the 38-mm wide bias tape into approximately 10.5-mm wide tape to bind the material edge.

- When this binder is attached to the sewing machine, the operator is able to sew straight seams and curved seams as desired. If the separately available level plate is attached to the machine, binder can swing smoothly and damage to the main body of sewing machine can be reduced.

TL
40233374



Tape Guide for Binder (Max 60mm)

This tape guide for binder helps feed the tape smoothly when a binder or other attachment is used with the sewing machine.

- This guide is used with inserted into the clearance provided between the sewing machine bed and the sewing machine table. A maximum 60 mm tape can be set to this guide. The tape guide prevents the tape from twisting or being get entangled.

TL
40233381



Leveling Plate

This leveling plate is used for ensuring smooth swing of the binder or hemmer.

- Difference in height between the throat plate and the bed surface is eliminated by using the leveling plate, thereby allowing the binder or hemmer to swing smoothly. The leveling plate reduces the damage of the main body of sewing machine by swinging the binder or hemmer.

TL
40233383



Ruler Set

This quilting ruler is used as a template for stitching designs using the quilting ruler foot.

- Various patterns can be formed by combining basic lines and shapes.
- Be sure to use this kit together with the presser foot for a ruler. The kit contents and shapes may differ.

TL
MINI RULER SET, SIT DOWN RULER SET, AND STAND UP RULER SET



Free Motion Table

This table is used for free-motion sewing when the sewing machine is positioned longitudinally.

- This auxiliary table for free-motion sewing is transparent, making it easy to see under the work surface.
- It is also perfect for use with the quilting foot side open toe.

TL
J-2000TABLE



Foot Controller

This controller can be used to start/stop sewing and adjust the sewing speed with your foot.

- Controlling the sewing machine with your foot leaves both of your hands free while sewing.

TL
40144123



Foot Switch Stopper

This stopper can be used for disabling the foot switch of the foot controller.

- Installing this stopper on the foot controller disables the function that is activated by stepping on the controller with your heel.

TL
40165358



Knee-lifting Lever

Increase efficiency by using your knees to lift and lower the presser foot without using your hands.

Using your knee to push the lever to the right raises the presser foot, and when you return it will lower the presser foot.



TL
40180154

Universal Needle Pack

Universal sewing needles for JUKI household machines. This needle pack includes different sizes for all applications and different thickness of material.

Type: HAx1 75/11, 90/14, 100/16

Quantity: 5/pack - 2 x 75/11, 2 x 90/14, 1 x 100/16



TL
40224030

Bobbin

This bobbin is designed specifically for the vertical full rotary hook in JUKI semi-professional sewing machines.

A notch allows this bobbin to be placed on the bobbin winding shaft.



TL
A9851-D25-0A0

Grip & Stitch

Make free motion quilting easy and fun with JUKI's Grip & Stitch™ quilting disks.

Each pack comes with two different sized disks that provide outstanding support. With the larger disk in your left hand and the smaller disk in your right hand, place the disks on top of your quilt and begin quilting. Create funky spirals, beautiful feathers, and more!



TL
Grip & Stitch

Bobbin Case

This bobbin case is designed specifically for the vertical full rotary hook in JUKI semi-professional sewing machines.

The latch, which can be opened or closed, allows this vertical bobbin case to easily be inserted into or removed from the machine. This bobbin case also allows you to adjust the bobbin thread tension.



TL
A9852-D25-0A0

Semi-Professional Sewing Machine Accessories

Professional Attachment Set

This set of 3 presser feet and gauge is perfect for professional sewing techniques including leather and vinyl work as well as attaching decorative piping and zippers with a fixed seam allowance.

This set contains the following: Swing Gauge, Hinged Zipper Foot, Smooth Foot, and Piping Foot.



TL
40233411





Standard Presser Foot

This basic presser foot is easy to use in various sewing applications, for example straight stitch lines or curves on medium to heavy weight materials.



A9836-D25-0A0

Hinged Zipper Foot

This narrow hinged presser foot is useful for sewing zippers and narrow pieces.

- ◎ The narrow width of 3 mm from the needle to the edge of the presser foot is perfect for sewing narrow pieces.
- ◎ Align the edge of the presser foot with the zipper teeth as a guide for a seam allowance of 3 mm.



A9842-D25-0A0

Invisible Zipper Foot (Metal)

This presser foot is used for inserting a concealed zipper.

- ◎ Since this presser foot lifts the teeth of the zipper as they are fed through the groove along the bottom of the presser foot, you can closely sew along the edges of the zipper teeth.
- ◎ This presser foot is made of highly durable metal.



A9841-D25-AA0

Smooth Foot

This narrow hinged presser foot is useful for sewing zippers and narrow pieces.

- ◎ This presser foot, made of fluorocarbon resin, smoothly and evenly feeds even vinyl-coated material and leather, which stick to metal presser feet and are difficult to sew.
- ◎ Since resin wears with use, please sew plain materials with the standard presser foot.




A9840-D25-0A0

Regular Hinged Foot (1/4")

This presser foot is used for piecing together patchwork with a seam allowance of 1/4" (6.5 mm).

- ◎ Align the edge of the fabric with the edge of the presser foot to stitch with a seam allowance of 1/4".




40171426

Regular Hinged Foot (7 mm)

This presser foot is used for piecing together patchwork with a seam allowance of 7 mm.

- ◎ Align the edge of the fabric with the edge of the presser foot to stitch with a seam allowance of 7 mm.



40171430

1/4" Presser Foot

This presser foot is used for piecing together patchwork with a seam allowance of 1/4" (6.5 mm).

- ◎ Align the edge of the fabric with the presser foot guide to easily sew with a seam allowance of 1/4".
- ◎ The guide being short at the front and back makes this presser foot perfect for sewing not only straight lines, but also curves.



40171428

7mm Presser Foot

This presser foot is used for piecing together patchwork with a seam allowance of 7 mm.

- Align the edge of the fabric with the presser foot guide to easily sew with a seam allowance of 7 mm.
- The guide being short at the front and back makes this presser foot perfect for sewing not only straight lines, but also curves.



40171432

Compensating Foot (Right ¼")

This presser foot is used for stabilizing stitching ¼" (6.5 mm) to the left of a thick seam.

- By guiding the fabric along the right toe (guide) of the presser foot, stitching can be sewn ¼" from the thick seam.
- Since a spring moves the guide up or down, this presser foot can be used with a wide variety of fabrics from lightweight to heavyweight.



A5140-E98-ZA0

Compensating Foot (Right 7 mm)

This presser foot is used for stabilizing stitching 7 mm to the left of a thick seam.

- By guiding the fabric along the right toe (guide) of the presser foot, stitching can be sewn 7 mm from the thick seam.
- Since a spring moves the guide up or down, this presser foot can be used with a wide variety of fabrics from lightweight to heavyweight.



A9850-D25-0A0

Quilting Foot

Free motion presser foot used for free-motion sewing and ruler work.

- With a distance of ¼" (6.5 mm) from the needle entry point to the outer edge, use this presser foot for free motion quilting and to sew with a quilting ruler as a guide.




40125767

Echo Quilting Foot

This presser foot for free-motion sewing has guidelines useful for echo quilting.

- The circular guidelines at ¼" (6.5 mm) and 5/8" (10 mm) from the needle entry point are useful for echo quilting, stitching sewn equally spaced.
- Use the screw to adjust the height of the presser foot according to the thickness of the fabric.



40166739

Professional Attachment Set

This set of 3 presser feet and gauge is perfect for professional sewing techniques including leather and vinyl work as well as attaching decorative piping and zippers with a fixed seam allowance.

- This set contains the following: Swing Gauge, Hinged Zipper Foot, Smooth Foot, and Piping Foot.



40233411

Grip & Stitch

Make free motion quilting easy and fun with JUKI's Grip & Stitch™ quilting disks.

- Each pack comes with two different sized disks that provide outstanding support. With the larger disk in your left hand and the smaller disk in your right hand, place the disks on top of your quilt and begin quilting. Create funky spirals, beautiful feathers, and more!



Grip & Stitch

Ruler Set

This quilting Ruler is used as a template for stitching designs using the quilting ruler foot.

- Various patterns can be formed by combining basic lines and shapes.
- Be sure to use this kit together with the presser foot for a ruler. The kit contents and shapes may differ from pictured.



Mini Ruler Set, Sit Down Ruler Set, Stand Up Ruler Set



18" Long Arm Quilting Machine Accessories

Quilting Foot

Free Motion Presser Foot used for free-motion sewing and ruler work.

© With a distance of 1/4" (6.5 mm) from the needle entry point to the outer edge, use this presser foot for free motion quilting and to sew with a quilting ruler as a guide.



40125767

Open Toe Foot

This presser foot for free-motion sewing is open at the front so that the needle area is easy to see.

© This presser foot is useful for quilting small designs or anytime visual of the needle area is needed.



40144744

Couching Foot

The Couching Foot is used for sewing decorative thread, yarn, and much more.

© This set includes two different sizes of couching foot.



40184899

Glide Foot

The glide foot is a bowl-shaped type foot intended to be used for quilting when gliding along applique and other slightly three-dimensional embellishment.



40201924

Bobbin

M Size bobbins for a double-capacity hook specifically designed for the TL2200 Longarm.

© Juki M bobbins are made of solid aluminum.



D9117141E00

Bobbin Case

M Size bobbin case for a double-capacity hook.

© This bobbin case allows you to adjust the bobbin thread tension.




B1837201SA0

Needle

Longarm Needle Pack

© This set contains ten GB 134R #18 needles.




MDP5AAB11OT

Sub Table

This auxiliary table can be used to enlarge the work surface.

- © This table is useful when sewing large projects. Two are required for installation on the left and right sides. Work area dimensions: 15.7" (W) x 33.7" (D) (400mm (W) x 855mm (D))

81007841



Tension Gauge

This gauge can be used for measuring the tension of the bobbin thread.

- © The tension of the bobbin thread can be measured while leaving the bobbin case installed.

400TM3



Leader Cloth

3 Piece set of Leaders for attaching quilt fabric to rails.

- © With this leader cloth, excess fabric is not needed for wrapping around rails, and the printed guide lines help with aligning. This cloth is 10 feet wide.

4STRL-112 & 4STRL-136




Ruler Base

This base is used for stabilizing rulers when stitching designs.

- © Install this base around the needle plate of the machine to expand the work surface. Base can be removed when not in use.

Ruler Base & Ruler Base J350



Ruler Set

This quilting ruler is used for creating a pattern while stitching.

- © Various patterns can be formed by combining basic lines and shapes.
- © Be sure to use this kit together with the ruler base and presser foot for a ruler. The kit contents and shapes may differ.

Mini Ruler Set, Sit Down Ruler Set, Stand Up Ruler Set



Learning Ruler Kit

This kit gives you a reusable practice grid to preview your designs.

- © A tube template tester to emulate the ruler foot of your machine. Use with your write erase pen. Super Grip Dots to steady your rulers on fabric.

Learning Ruler T Set



Quilt Clips

4 quilt clips for 1 1/2 inch frame rails

- © These quilt clips allow you to adjust your quilt and have the perfect fabric tension while quilting.

TL-2200CLIP



2 ft Extension

Extend your Juki Frame to 7 feet or 12 feet to perfectly fit your quilting space.

2FT OPTIONAL P-2



Rear Handles

Handle allows you to operate the sewing machine from back of machine by moving the LCD screen and laser light.

- ◎ Use this handle to quilt while using a laser to trace a design placed on the frame.



REAR HANDLE BAR

18" Longarm Quilting Machine Accessories • • • • •

Line Art System

Create straight line designs like cross-hatch with the line art system ruler. This ruler is 1/4" thick with a measurement of 3" x 18" perfect for longarm quilting.



MQT-LAS-S18-C

Line Art Base

Create straight line designs like cross-hatch with the line art base ruler. This ruler is 1/4" thick with a measurement of 24" x 5" perfect for longarm quilting.



MQT-LAS-C

Grip & Stitch

Make free motion quilting easy and fun with JUKI's Grip & Stitch™ quilting disks.

- ◎ Each pack comes with two different sized disks that provide outstanding support. With the larger disk in your left hand and the smaller disk in your right hand, place the disks on top of your quilt and begin quilting.



Grip & Stitch

Embroidery Machine Accessories



Pocket Frame

Embroider beautiful designs on sleeves, pockets, cap side of parts, and much more with the pocket frame.

- ◎ Dimension: 45mm x 80mm (1.7" x 3.1")




TJPOCKETFRAME

Magnetic Frame

Embroider beautiful designs on bags, pouches, etc. with the magnetic frame.

- ◎ Small Magnetic Frame: 40mm x 50mm (1.5" x 1.9")
- ◎ Medium Magnetic Frame: 40mm x 60mm (1.5" x 3.1")
- ◎ Large Magnetic Frame: 80mm x 140mm (3.1" x 5.5")



M-FRAME

Sock & Wristband Frame

Embroider beautiful designs on socks and wristbands with this frame.

- ◎ Dimensions: 50mm x 30mm (2" x 1.2")



TJSOCKFRAME

Mounting Base with Sock Gauge

Gauge set that includes gauge base used for product hooping and sock gauge used to embroider designs on socks.




TJGAUGESET

TFA Frame

Embroider beautiful designs on t-shirt, sweatshirts, and other garments with the tubular TFA frames.

- © Small TFA Frame Dimension: 50mm (1.9")
- © Medium TFA Frame Dimension: 110mm (4.3")
- © Large TFA Frame Dimension: 138mm (5.4")



TFA-9, TFA-15, and TFA-18

Shoe Frame

Embroider beautiful designs on shoes with the shoe frame.

- © Small Shoe Frame Dimension: 2.75" x 1.5"
- © Large Shoe Frame Dimension: 3.5" x 1.75"



TJSHOEFRAME

Embroidery Sewing Needle Pack

Take your embroidery to new heights with this special pack of embroidery needles! These needles are specially designed with a larger eye size causing less thread breakage.

- © Type: DBxK5Z1 80/12
- © Quantity: 10/pack



40224029

Embroidery Sewing Titanium Coating Needle Pack

These needles are specially designed with a larger eye size causing less thread breakage. Additional, Perfect Durability (PD) needles are finished with titanium-nitride ceramic that give you longer needle life when embroidering through tough materials.

- © Type: DBxK5Z1 80/12PD
- © Quantity: 10/pack



40224028





Overlock Sewing Machine Accessories

Standard Presser Foot

This presser foot is used for regular overlock stitching. It can also be used for sewing in tape while overlocking the edge of the fabric.

- © The shape, functionality and guide line positions differ depending on the model. For details, refer to the manual supplied with your machine.



MO-2000QVP MO-1000	MO-735	MO-114D MO-104D	MO-655	MO-654DE MO-644D	MO-623	MCS-1500	MCS-1700QVP	MO-80CB
40134370	A15011300B0B	A15018000C0A	A15016550C0B	A15016340B0	A15016550C0B	40122001		40131302

Blind Stitch Presser Foot (For Right Needle)

This presser foot is used to sew blind hem stitching while overlocking the edge of the fabric.

- © With this presser foot, the fabric edge folded in three, can be inserted and the guide plate positioned so that stitching will not be visible from the right side of the fabric.
- © Since this presser foot is designed specifically for use with the right needle, it cannot be used with the left needle of a two-needle sewing machine.



MO-2000QVP MO-1000	MO-735	MO-114D MO-104D	MO-655	MO-654DE MO-644D	MO-623	MCS-1500	MCS-1700QVP
40138091	A9810-634-0A0A					-	

Universal Blind Stitch Presser Foot (For Right & Left Needle)

This presser foot is used to sew blind hem stitching, decorative flatlock or pintucks.

- © This presser foot can be used with either the right or the left needle and has a guide plate that can be moved within a wide range.
- © Since the seam width can be adjusted, this presser foot is also useful for decorating by sewing along a folded edge with decorative flatlock or with roll hem (pintuck) stitches.



MO-2000QVP MO-1000	MO-735	MO-114D MO-104D	MO-655	MO-654DE MO-644D	MO-623	MCS-1500	MCS-1700QVP	MO-80CB
40149058	A9521-634-0A0A					40131946		

Elasticator Presser Foot

This presser foot is used for sewing in elastic tape while overlocking the edge of the fabric.

- © Tension is applied to the elastic tape by the roller guide at the front of the presser foot, stretching the tape while it is sewn in. The tension can be adjusted with the roller clamping screw. Elastic tape with a width of 5 to 8 mm width is best.



MO-2000QVP MO-1000	MO-735	MO-114D MO-104D	MO-655	MO-654DE MO-644D	MO-623	MCS-1500	MCS-1700QVP	MO-80CB
40138095	A9815-655-0A0A					-		40233726

Cording Presser Foot

This presser foot is used for sewing on nylon thread or wire for crafts.

- © Hook the nylon thread or wire on the two gimp guides before sewing.
- © This will give tension to fabric edges, such as on frills, and prevent them from collapsing.



MO-2000QVP MO-1000	MO-735	MO-114D MO-104D	MO-655	MO-654DE MO-644D	MO-623	MCS-1500	MCS-1700QVP
40138099	A9820-655-0A0A					-	

Beading Presser Foot

This presser foot is used for sewing on strands of pearls, beads or sequins.

- © Braiding to a width of up to 4 mm as well as transparent or decorative threads can be sewn on. The strand can also be sewn in the middle of fabric by sewing along a folded edge with flatlock.



MO-2000QVP MO-1000	MO-735	MO-114D MO-104D	MO-655	MO-654DE MO-644D	MO-623	MCS-1500	MCS-1700QVP	MO-80CB
40138106	A9870-634-0A0A					-		40131949

Curved Beading Presser Foot

This presser foot is used for sewing on strands of pearls, beads or sequins along curves.

- © Braiding of a width of up to 4 mm can be sewn onto an outside curve (toward the left) with a diameter of at least 15 cm. This presser foot being short at the front allows it to easily follow curves.



MO-2000QVP MO-1000	MO-735	MO-114D MO-104D	MO-655	MO-654DE MO-644D	MO-623	MCS-1500	MCS-1700QVP
40149059	A9511-634-0A0A					-	

Piping Presser Foot

This presser foot is used for sewing on piping while overlocking the edge of the fabric.

- © Sew along the edge of the piping with the tubular part of the tape fed into the groove along the bottom of this presser foot. Use either both needles or only the left needle with this presser foot.



MO-2000QVP MO-1000	MO-735	MO-114D MO-104D	MO-655	MO-654DE MO-644D	MO-623	MCS-1500	MCS-1700QVP	MO-80CB
40138103	A9865-655-0A0A					-	-	40131950

Gathering Presser Foot

This presser foot is used for sewing together two pieces of fabric while creating gathers.

- © Using the differential feed, gathers can be created in only the lower piece. You can adjust the amount of fabric that is gathered by changing the differential feed between 1.5 and 2.0.
- © Gathers can also be created in a single piece of fabric.



MO-2000QVP MO-1000	MO-735	MO-114D MO-104D	MO-655	MO-654DE MO-644D	MO-623	MCS-1500	MCS-1700QVP	MO-80CB
40138121	A9860-655-0A0C				-	-	-	40131948

Taping Foot

This presser foot is used for sewing in tape while overlocking the edge of the fabric.

- © Feed the tape into the slot at the front of the presser foot, and adjust the guide according to the width of the tape. Use this presser foot to insert tape along shoulder seams in order to reinforce them.



MO-2000QVP MO-1000	MO-735	MO-114D MO-104D	MO-655	MO-654DE MO-644D	MO-623	MCS-1500	MCS-1700QVP	MO-80CB
-						-	-	40131951

Chain Stitch Presser Foot

This presser foot is designed specifically for sewing chain stitches.

- © Use the left needle with this presser foot. (Be sure to remove the right and center needles before using this presser foot.)



MO-2000QVP MO-1000	MO-735	MO-114D MO-104D	MO-655	MO-654DE MO-644D	MO-623	MCS-1500	MCS-1700QVP	
-						40177370		

Coverstitch Hem Guide

This guide is used for setting the folded width of the fabric and the stitching position for coverstitching.

- © This guide can set the folded width of the fabric and align the edge of the fabric from the back side, where it is difficult to see the coverstitching. First fold the fabric to the width that is to be sewn, and then adjust the guide according to the width of the fold. This guide is perfect for finishing pant and sleeve hems of clothes.




MO-2000QVP MO-1000	MO-735	MO-114D MO-104D	MO-655	MO-654DE MO-644D	MO-623	MCS-1500	MCS-1700QVP
-	40122229	-				40177371	

Upper Looper Converter

Two-thread overlocking or flatlock can be sewn with a 3/4-thread overlock sewing machine.

- © By covering the upper looper, you can sew with only two threads (lower looper thread and needle thread). Although two pieces of fabric cannot be sewn together, you can easily sew overlocking with two threads.



MO-2000QVP MO-1000	MO-735	MO-114D MO-104D	MO-655	MO-654DE MO-644D	MO-623	MCS-1500	MCS-1700QVP
-	A9130-777-0A0	A9825-634-0A0				-	

Waste Collector

This box collects scraps of fabric cut by the overlock sewing machine.

- © This is useful for throwing out all scraps after work is completed, without allowing them to scatter around the work area.
- © When storing the sewing machine, accessories such as the foot controller can be stored in this box.



MO-2000QVP MO-1000	MO-735	MO-114D MO-104D	MO-655	MO-654DE MO-644D	MO-623	MCS-1500	MCS-1700QVP
40134096	A9108-130-000	A910-880-L000	A9108-202-000			-	

Foot Control

This controller can be used to start/stop sewing and adjust the sewing speed with your foot.

- © Controlling the sewing machine with your foot leaves both of your hands free while sewing.



MO-2000QVP MO-1000	MO-735	MO-114D MO-104D	MO-655	MO-654DE MO-644D	MO-623	MCS-1500	MCS-1700QVP	MO-80CB
Please contact your local JUKI dealer								

MO Attachment Set 8pcs

This is a set of eight presser feet that can be used for practical sewing or decorative stitching.

© This set contains the following: Blind Stitch Presser Foot (For Right Needle), Universal Blind Stitch Presser Foot (For Right & Left Needle), Elasticator Presser Foot, Cording Presser Foot, Beading Presser Foot, Curved Beading Presser Foot, Piping Presser Foot and Gathering Presser Foot



MO-2000QVP MO-1000	MO-735	MO-114D MO-104D	MO-655	MO-654DE MO-644D	MO-623	MCS-1500	MCS-1700QVP
40149062	40123395					-	

MO Attachment Set 6pcs

This is a set of six presser feet that can be used for practical sewing or decorative stitching.

© This set contains the following: Blind Stitch Presser Foot (For Right Needle), Elasticator Presser Foot, Cording Presser Foot, Beading Presser Foot, Piping Presser Foot and Gathering Presser Foot



MO-2000QVP MO-1000	MO-735	MO-114D MO-104D	MO-655	MO-654DE MO-644D	MO-623	MCS-1500	MCS-1700QVP
40149061	40064938					-	

MO Attachment Set 3pcs

This is a set of three presser feet that can be used for practical sewing or decorative stitching.

© This set contains the following: Blind Stitch Presser Foot (For Right Needle), Elasticator Presser Foot and Cording Presser Foot



MO-2000QVP MO-1000	MO-735	MO-114D MO-104D	MO-655	MO-654DE MO-644D	MO-623	MCS-1500	MCS-1700QVP
40149060	40064939					-	

MO-80CB Attachment Set 6pcs

This is a set of six presser feet that can be used for practical sewing or decorative stitching.

© This set contains the following: universal blind stitch presser foot (for right and left needle), elasticator presser foot, beading presser foot, piping presser foot, gathering presser foot, and taping foot.



MO-80CB
40134119

MO Extension Table

The MO-1000 Extension Table features a high-quality smooth acrylic top with adjustable legs.

© The extended work area allows for more space when working on a large project. In addition, the see-through tabletop allows you to store accessories underneath.



MO-2000QVP MO-1000
MO2000QVPTABLE

Extension Table Set

The Extension Table Set features a high-quality smooth acrylic top with adjustable legs.

© The extended work area allows for more space when working on a large project. In addition, the see-through table top allows you to store accessories underneath. This set comes with a push pin to pin down your fabric and easily sew circles.



MO-80CB
40233733



