

JUKI

JUKI Sergers

simply perfect sewing





Index

Products at a Glance



6
JUKI MO-1000
4/3/2 Serger
Overlock with Easy Air Threading



10
JUKI MO-114D/104D
4/3/2 Serger
Quick Lay-in Tension



14
JUKI MO-735
5/4/3/2 Serger
Overlock with Chain & Cover stitch



18
JUKI MCS-1500
Chain & Cover stitch

JUKI Sergers

Sew, Cut, Finish in a single operation!

With a JUKI Serger, your sewing projects take shape unbelievably quick and effortlessly. Create a professional finish in overlock, chain and coverstitch. Innovative features make JUKI Sergers delightfully easy to use, and ensure professional quality down to the last stitch.

Exclusive JUKI Sergers features*

Convenient Air Threading

Using the new easy threader feature, easily thread the machine from the threading hole to the looper with the power of a strong whoosh of air sent from the electric motor. This amazing function dramatically alters upper and lower looper threading.

Perfect rolled hem

Perfect rolled hems made easy: Simply slide the lever to switch the machine from overlock stitching to rolled hemming and back, with no need to change the stitch plate or presser foot.

Multi-purpose foot

With built-in pressure-release lever. This foot is suitable for all stitch types. Also features a built-in tape guide for holding narrow ribbons or elastic in place while overlocking.

Smooth, quiet operation

Top-quality construction and optimally matched components ensure the incredibly smooth, quiet running change to operation of JUKI sergers, letting you work comfortably for longer periods.

Reliability and long working life

As with all JUKI products, you can count on the highest quality. With JUKI sergers you've got a reliable, long-term partner for professional and creative sewing.



Further advantages*

24 stitch variations

JUKI sergers offer 24 different stitch variations, including a chainstitch, four coverstitches, and four combination overlock and chain stitches.

Stitch widths of up to 9 mm

Even lets you sew together loose knits, such as hand-knitted jumpers.

Front foot lift

The tip of this presser foot can be lifted, making it much easier to position multiple layers of fabric and bulky projects beneath it.

Direct threading (lay-in system)

The lay-in system and the color-coded threading paths let you thread the upper and lower loopers quickly and reliably.

Auto-threader for two needles

For easy threading of both serger needles.

Simultaneous thread-tension release

Works on all four tensions when you raise the presser foot. This feature makes it easier to remove your project from underneath the presser foot. Threads can be pulled without causing a problem.

Use of standard sewing-machine needles

Standard needles can be used for all sewing projects.

High-performance upper knife drive

This drive ensures an extremely powerful cutting force. Even thick fabrics won't deflect the upper knife so all fabric edges can be trimmed safely and professionally. Industrial Technology at Home.

Swing-out upper-knife arm

At the press of a button, the upper-knife arm can be released quickly and easily to provide more room. This is particularly useful when, for example, you're working in coverstitch mode, or do not wish to trim the fabric edge.

*Some features are only available on specific models





JUKI MO-1000

JUKI MO-1000

Overlock with Easy Threader



Effortless Air Threading machine

State-of-the-art technology frees you from the hassle of threading. Threading the looper with air not only relieves you of the threading operation but also alleviates the worry about the threading order. With needle threading achieved by operating a lever, you can simply enjoy sewing. 2-needle, 4-thread stitching allows for various sewing applications—from overlock stitching to sewing together knits.



Specials

"Easy Threader" Auto looper air Threading system

Thread your loopers all at once with the push of a button. A quick gust of air gets your thread through each looper with minimal effort.

Automataic needle threader

Lets you thread both needles easily and without eyestrain.

Multi-purpose foot

Choose from 15 overlocking-stitch variations with 2-, 3- and 4-thread stitch patterns for all types of fabric.

Lay-in threading system

The JUKI lay-in system allows quick and direct threading every time.

Differential feed

Smooth fabric feed lets you sew without puckering and pulling the material out of shape. Adjust the feed for deliberate decorative gathering is also possible, of course.

Rolled-hem lever

To switch from overlocking to rolled-hem stitch and back again, simply flip the switch – there's no need to change either the stitch plate or presser foot.

Advanced technology has reached the overlock world. Meet the JUKI easy threader. Threading the looper had been one reason to avoid overlock stitching. The JUKI MO-1000 uses the power of air to thread all the way to the looper. This mechanism also eliminates the worry about the threading order. In addition to offering 15 different stitch patterns sewn with up to two needles and four threads, the sound-dampening and low-vibration design makes this machine ideal for sewing at night or in quiet locations. Belonging to the industry's class of shortest needle-to-knife distance, the machine enables beautifully sewn inside curves, promising a stress-free work environment.



Convenient Threading With Easy Threader

Using the new easy threader feature, easily thread the machine from the threading hole to the looper with the power of a strong whoosh of air sent from the electric motor. This amazing function dramatically alters upper and lower looper threading.



step 1
Insert 1/2" to 1" of thread.



step 2
Press the air-control push button.



step 3
And you're done!
The machines was simply threading by air.

Automatic Needle Threader

Quickly thread the needle! With the automatic needle threader, the needle is threaded in 3 easy steps.



step 1
Lower the threading lever.



step 2
Hook the thread.



step 3
Return the lever to finish threading.

Outstanding operability



Rolled-hem lever
Simply flip the rolled-hem lever to switch effortlessly to a rolled-hem stitch and back again, with no need to change the stitch plate or presser foot.



Needle-threader
The practical manual threading tool for quick threading.



Safety switch
The safety switch is activated as soon as you open the looper cover or the fabric support plate, thus preventing the accidental operation of the serger during the threading process.



Professional knife drive from below
Opens the sewing space to give better visibility. Easy access to looper and needle area when threading. Provides the greatest, most robust cutting force. Even thick fabrics won't deflect the upper knife – so all fabric edges can be trimmed safely and professionally.



Option to deactivate upper knife
To only operate the upper knife, just switch the knob in the lower right corner of the cloth plate.



Accessories in the looper cover
Here you'll find the most commonly used accessories, neatly arranged and ready-to-hand.



Adjustable presser foot pressure
Presser foot pressure is increased or decreased by simply turning the knob. For optimum (even and consistent) feed of all fabric weights.



Thread trimming blade
The thread trimming blade is useful when removing the fabric after raising the presser foot at the end of sewing.



Tape guided standard presser foot
The standard presser foot is equipped with a tape guide. Tape can be sewn into the shoulder or side seams of garments made from knits or stretch fabrics to prevent stretching.



Differential feed
Stepless differential feed ensures wave-free seams in knits, and prevents puckering in fine fabrics, while allowing deliberate gathering.



Beautiful Shape Curve
The distance between the needle and knife is 9.95mm (conventional model: 15.5mm), allowing you to sew beautiful inside curves.



Upper Looper Converter 2-/3- Thread Conversion
Switch to 2-thread sewing simply by pushing the 2-/3-thread change over attachment to the left, making this operation even easier. Inside curves.



Wide Throat Area
The height of the throat is 3. Due to this height, the usability of the work space improved infinitely.



Quiet Operation
The sound reducing design minimizes the operating noise and the unit sews with less vibration.



LED Sewing Light
The needle area is brightly illuminated. The long-life, energy-efficient and eco-friendly light will not heat up, even after a long period of use.



Waste Collector
Provided as a standard accessory, the waste collector catches cut-off fabric and is useful for keeping the area tidy.



Cutting width adjusting dial
Cutting Width can be adjusted quickly for perfect seams and rolled edges.



JUKI MO-114D/104D

JUKI MO-114D/104D

Quick Lay-in Tention



Compact and reliable

The JUKI 114D and 104D models give you easy, affordable access to the fascinating world of overlock. Practical and versatile features make these machines an absolute breeze to use.



Specials

Up to 15 stitch variations

Choose from 15 overlocking stitch variations with 2-, 3- and 4-thread stitch patterns for all types of fabric.

Lay-in threading system

The JUKI lay-in system allows quick and direct threading every time. Thanks to the automatic lower-looper threading system, threading the lower looper is also a breeze.

Differential feed

Smooth fabric feed lets you sew without puckering and pulling the material out of shape. Adjust the Feed for Deliberate decorative gathering is also possible, of course.

Rolled-hem lever

To switch from overlocking to rolled-hem stitch and back again, simply flip the switch – there's no need to change either the stitch plate or presser foot.

Although a number of sewing machines offer overlock stitches, these could never take the place of genuine overlock machines. The compact, robust, easy-to-operate JUKI 114D and 104D is an ideal complement to your sewing machine, giving you delightfully easy access to the creative world of overlocking. Whether you're working with the finest silk and satin, robust denim, thick fleece or stretch fabrics, the JUKI entry-level overlock machines will give you the sewing results you've always dreamed of – thanks especially to their ease of use, adjustable thread tension, and their 2-, 3- or 4-thread options. Perfect narrow and hard-wearing seams on stretch and woven fabrics, decorative rolled hems, gathering, sewing on elastic – all these tasks can now be done far more quickly, easily and skilfully.



Everything a beginner could want

MO-114D



Lay-in threading system

The JUKI lay-in system allows quick and direct threading every time. Thanks to the automatic lower-looper threading system, threading the lower looper is also a breeze.



Professional knife drive from above

Provides the greatest, most robust cutting force. Even thick fabrics won't deflect the upper knife – so all fabric edges can be trimmed safely and professionally.



Swing-out upper-knife arm

The upper-knife arm can be quick-released effortlessly at the press of a button to provide more room.



Rolled-hem lever

Simply flick the rolled-hem lever to switch easily to a rolled-hem stitch and back again, without needing to change the stitch plate or presser foot.



Upper Looper Converter

The upper looper converter lets you overlock with just 2 threads, allowing you, for instance, to finish individual layers of fabric or create ecorative rolled hems with suitable fabrics whilst saving thread.



Cutting width adjusting dial

Cutting width can be adjusted quickly for perfect seams and rolled edges.



Lower Looper Threader

Lower looper threader allows for easy threading in seconds. Just slide the thread into the slot and snap the looper into place.(MO-114D only)



Adjustable presser foot pressure

Presser foot pressure is increased or decreased by simply turning the knob. For optimum (even and consistent) feed of all fabric weights.



Adjustable thread tension

The practical slides show you the current thread tension and allow you to make stepless adjustments as needed.



Color-coded threading

Simply pass the thread along the thread guides indicated by the color matching the corresponding thread tension dial in order to thread from the thread tension disc to the looper or needle.



Differential feed

Stepless differential feed ensures wave-free seams in knits and prevents puckering in fine fabrics, whilst allowing deliberate gathering.



Differential-feed and stitch-length controls

These ergonomic, easily accessible controls let you adjust fabric feed and stitch length to perfection with the flick of a wrist – even while sewing.

MO-104D *2-Thread overcasting is optional



Differential feed

Differential feed is easily controlled and adjusted by a dial located on the exterior left hand side.



Adjustable stitch Length

Stitch length is easily controlled and adjusted by a knob located inside the machine.



JUKI MO-735

JUKI MO-735

Overlock with Chainstitch&Coverstitch



The high-end machine

Professional-looking, versatile and creative sewing is now within your grasp, thanks to the JUKI MO-735. This machine combines cutting-edge technology with a wide selection of stitches and a wide seam-width range of 3 to 9 mm.



Specials

24 stitch variants

Stitches include a chainstitch, four coverstitches and four combination stitches (chainstitch/overlock stitch).

Coverstitch

The 3- and 4-thread coverstitch gives you an especially durable, flat stitch in highly elastic fabrics.

5-thread safety-seam stitch

The hard-wearing safety seam (combination stitch) is ideal for reliably joining firm woven fabrics, such as jeans.

Lay-in threading system

The JUKI lay-in system allows quick, direct threading every time – and thanks to the automatic lower-looper threading system, threading the lower looper is also a breeze.



Inspiring versatility



Rolled-hem lever

Simply flip the rolled-hem lever to switch effortlessly to a rolled-hem stitch and back again, with no need to change the stitch plate or presser foot.



Front foot lift system

The front foot lift raises the front of the presser foot that bit higher, enabling accurate positioning of multiple layers of fabric and bulky projects such as hand-knitted jumpers beneath it.



Lay-in&Lower looper threading system

The automatic lower-looper threading system lets you thread quickly and directly at all times. Thanks to the JUKI lay-in system it is a breeze to insert the upper thread.



Chain looper threading system

Thanks to the automatic chain-looper threading system, threading the chain looper is also a breeze.



Safety switch

The safety switch is activated as soon as you open the looper cover or the fabric support plate, thus preventing the accidental operation of the serger during the threading process.



Professional knife drive from above

Provides the greatest, most robust cutting force. Even thick fabrics won't deflect the upper knife – so all fabric edges can be trimmed safely and professionally.



Accessories in the looper cover

Here you'll find the most commonly used accessories, neatly arranged and ready-to-hand.



Differential feed

Stepless differential feed ensures wave-free seams in knits, and prevents puckering in fine fabrics, while allowing deliberate gathering.



Upper Looper Converter 2-/3- Thread Conversion

Switch to 2-thread sewing simply by pushing the 2-/3-thread change over attachment to the left, making this operation even easier.



Cutting width adjusting dial

Cutting Width can be adjusted quickly for perfect seams and rolled edges.




Adjustable presser foot pressure

Presser foot pressure is increased or decreased by simply turning the knob. For optimum (even and consistent) feed of all fabric weights.



Easy change the presser foot

Press the presser foot releasing button to remove the presser foot.



2-types of selectable stitch width

Either stitch width 2.5mm or 5mm can be selected.



Ensure best work environment for both Overlock or Cover stitch sewing

When the machine is converted to cover/chain stitch, the knife guard in the looper cover is replaced by cover stitch extension plate. The extension plate covers the released upper looper and extends the stitch plate to the right of the presser foot.



Differential-feed and stitch-length controls

These ergonomic, easily accessible controls let you adjust fabric feed and stitch length to perfection with the flick of a wrist – even while sewing.



Standard presser foot with tape guide

The standard presser foot is equipped with a tape guide. A tape can be sewn into the shoulder or side seams of garments made from knits or stretch fabrics to prevent stretching.



Adjusting the presser foot

When making seams on swim, gymwear or similar material, this with the coverstitch, shift the lever to the rear, presser foot pressure on L. For normal use shift the lever to the front side.



Coverstitch foot

This special foot can be fitted for absolutely flawless coverstitch seams. Suitable for seams, hems, bindings and decorative applications.



JUKI MCS-1500

JUKI MCS-1500

Overlock with Chainstitch&Coverstitch



The ideal addition: cover & chain

Already have an serger or sewing machine, but want to be able to coverstitch and chainstitch as well? No Problem. The JUKI MCS-1500 is the ideal partner to give the crowing finish on textiles and garments you've sewn yourself!



Specials

Professional 5-mm-wide coverstitch

The tried-and-tested stitch for decorative seams.

Looper thread tenton

Thread tenton is steplessly adjustable, making your work so much easier - especially with demanding fabrics.

Simple chainstitch looper threader

Pressdown the threader, thread loop release the threader - threading could hardly be easier !

Thread cutter

This practical tool makes it easy to cut the threads after you finish sewing, with no need to interrupt the flow of your work.



Enhance your sewing enjoyment



Chain loop threading system

The looper can easily be threaded since it can be lowered at the press of a button.



Extension plate with seam guide lines

The seam guide lines on the extension plate are a useful aid for sewing.



Differential feed

Adjust the differential feed to sew beautiful finishes, even with stretch fabrics such as knits and georgette.



Front foot lift system

The presser foot is higher at its tip in order to allow the fabric to easily be inserted at the start of sewing. In addition, raising the presser foot lifter to the first position raises the presser foot 8 mm. Further raising the presser foot lifter raises the presser foot to 10 mm. This allows you to easily insert even thick layers of fabric, for example, when attaching ribbing, under the presser foot.



Looper thread tension can be changed

By changed looper thread tension, the texture of wrong side seam of cover stitch and or chain stich can be changed in accordance with the type of thread and or fabric.




Adjustable presser foot pressure

Presser foot pressure is increased or decreased by simply turning the knob.



Easy change the presser foot

Press the presser foot releasing button to remove the presser foot.



2 types of selectable stitch width

Either stitch width 2.5mm or 5mm can be selected.



Exterior thread cutter

The exterior thread cutter is useful when removing the fabric after raising the presser foot at the end of sewing.



Differential-feed and stitch-length controls

These ergonomic, easily accessible controls let you adjust fabric feed and stitch length to perfection with the flick of a wrist – even whilst sewing.



Presser foot with guide

A presser foot equipped with a guide that presses down on both the left and right sides is provided as a standard accessory.



Attachment

①Standard Presser Foot

For regular sewing and attaching tapes

MO-1000 : 40134370 MO-735 : A1501-130-0B0B
MO-114D / MO-104D : www.jukihome.com



For regular sewing
MCS-1500 : 401220001



②Blind Stitch Presser Foot (For Right Needle)

For making blind hems


MO-1000 : 40138091
MO-735 / MO-114D / MO-104D : A9810-634-0A0A



③Universal Blind Stitch Presser Foot (For Right & Left Needle)

For making blind hems

MO-1000 : 40149058
MO-735 / MO-114D / MO-104D : A9521-634-0A0A



④Elasticator Presser Foot

To attach elastic tape to stretch fabrics

MO-1000 : 40138095
MO-735 / MO-114D / MO-104D : A9815-655-0A0A



⑤Cording Presser Foot

For attaching nylon string or wire on edge of fabrics

MO-1000 : 40138099
MO-735 / MO-114D / MO-104D : A9820-655-0A0A



⑥Beading Presser Foot

For attaching pearls and beading with overlock stitching

MO-1000 : 40138106
MO-735 / MO-114D / MO-104D : A9870-634-0A0A



⑦Curved Beading Presser Foot

For attaching pearls and beading on a curve


MO-1000 : 40149059
MO-735 / MO-114D / MO-104D : A9511-634-0A0A



⑧Piping Presser Foot

For sewing piping


MO-1000 : 40138103
MO-735 / MO-114D / MO-104D : A9865-655-0A0A



⑨Gathering Presser Foot

For gathering and sewing with differential feed

MO-1000 : 40138121
MO-735 / MO-114D / MO-104D : A9860-655-0A0C



⑩Coverstitch Hem Guide

For guiding folded hems for perfectly placed overstitching

MO-735 : 40122229 MCS-1500 : 40177371



⑪Coverstitch Presser Foot

For coverstitch sewing

MO-735 : A15511300B0
MO-735 / MO-114D / MO-104D : A9815-655-0A0A



⑫Chainstitch Presser Foot

For coverstitch sewing

MCS-1500 : 40177370



► MO attachment Set 8pcs : ②③④⑤⑥⑦⑧⑨

MO-1000 : 40149062
MO-735 / MO-114D / MO-104D : 40123395



► MO attachment Set 6pcs : ②④⑤⑥⑧⑨

MO-1000 : 40149061
MO-735 / MO-114D / MO-104D : 40064938

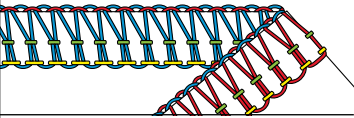
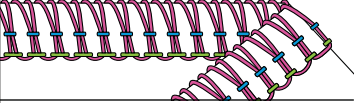
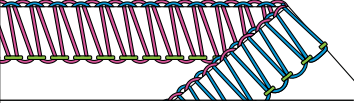
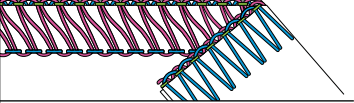
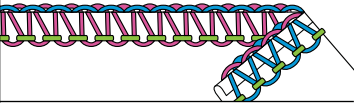
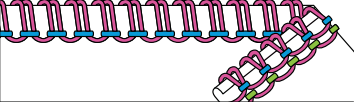
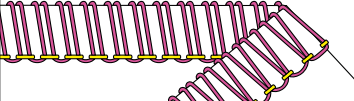
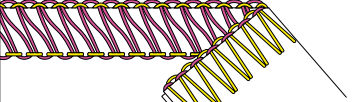
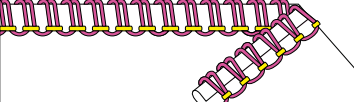
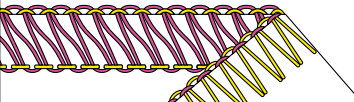
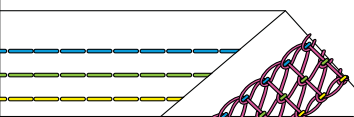
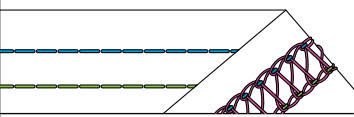
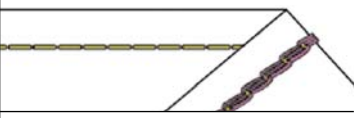
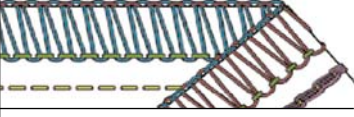
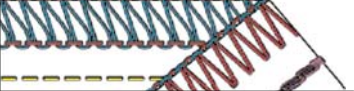


► MO attachment Set 3pcs : ②④⑤

MO-1000 : 40149060
MO-735 / MO-114D / MO-104D : 40064939



Stitch variations

STITCH	MO-1000	MO-114D	MO-104D	MO-735	MCS-1500	USE	EXAMPLE
4-thread overlock seam with woolly nylon thread and built-in safety seam	●	●	●	●		An elastic, highly durable seam for knits such as jersey, machine knits and tricot from any natural or synthetic fibres, as well as for hand-knits. For seams in fine-to-medium-weight cotton, viscose, silk or synthetic fabrics such as e.g. batiste, crêpe de chine, poplin, satin, etc.	
3-thread super-stretch (with wool nylon thread)	●	●	●	●		A highly elastic seam in length-way and crossway stretch fabrics such as Lycra and cotton/Lycra.	
3-thread overlock seam, wide	●	●	●	●		For fixing edges, seams, hems and facings; suitable for all fabrics. A soft, elastic seam for fine knits. For decorative and quickly sewn edge finishes, as well as effect seams in fairly firm woven fabrics, fluffy/furry materials and sturdy knits.	
3-thread flatlock seam, wide (with decorative thread)	●	●	●	●		For a flat decorative seam in woven fabrics. Suitable for patchwork.	
3-thread narrow seam	●	●	●	●		A light seam for the finest silk, cotton or synthetic fiber jerseys. Suitable for sewing on or inserting lace.	
3-thread rolled hem	●	●	●	●		An attractive, quickly sewn edge finish for all fine fabrics.	
2-thread overlock seam, wide (edge-wrapped with woolly nylon thread)	●	●	●	●		For finishing edges, seams, hems and facings; suitable for all fabrics.	
2-thread flatlock seam, wide (with decor. thread)	●	●	●	●		A flat, elastic decorative seam for knits and woven fabrics. Ideal for patchwork.	
2-thread rolled hem	●	●	●	●		Edge finish on hems, ruffles and flounces in fine and light woven fabrics or jerseys. Suitable for inserting lace in fine batiste.	
2-thread overcast	●	●	●	●		Simply sew fabric edges with 2 threads to prevent fraying.	
4-thread coverstitch, wide (5.0 mm)				●	●	Durable, flat stitch for hems and seams in stretch materials. Suitable for flat seams, finishes with sandwiched or sewn-on elastic, and elastic binding. For the decorative topstitching of seams or elastic straps; may also be used with decorative thread in the looper (wrong-seam-side up).	
3-thread coverstitch, wide (5.0 mm) or 2.5 mm				●	●	Durable, flat stitch for hems and seams in stretch materials. Suitable for flat seams, finishes with sandwiched or sewn-on elastic, and elastic binding. For the decorative topstitching of seams or elastic straps; may also be used with decorative thread in the looper (wrong-seam-side up).	
2-thread chainstitch seam				●	●	Having limited stretch, the chainstitch is ideal for fairly firm woven fabrics, seam stabilisation, and bindings, as well as for decorative effects (e.g. gathering variants) in finer fabrics for garments and home textiles. May also be used for decorative seams with decorative thread in the looper(wrong-seam-side up).	
5-thread safety seam, wide				●		The two different parallel seams and the limited elasticity of the chainstitch make this extremely hard-wearing seam ideally suited to firm woven fabrics such as jeans, uniforms, anoraks, etc. A highly elastic seam in lengthways- and crossways-stretch fabrics such as Lycra and cotton/Lycra.	
2-thread overlock seam + chain stitch				●		The two different parallel seams and the limited elasticity of the chainstitch make this extremely hard-wearing seam ideally suited to firm woven fabrics.	

Features

			MO-1000	MO-114D	MO-104D	MO-735	MCS-1500
DELUXE FEATURES & THREADING AIDS	Needle-threader		Yes	-	-	-	-
	Simple chain-looper threader for machines with chainstitch		-	-	-	Yes	Yes
	Color-coded threading paths and diagram in looper cover		Yes	Yes	Yes	Yes	Yes
	Direct threading (lay-in system)		Yes	Yes	Yes	Yes	-
	Automatic tension release when presser foot lifted		Yes	Yes	Yes	Yes	Yes
	Differential-feed and stitch-length setting		Yes	Yes	Yes	Yes	Yes
	Accessories in looper cover		Yes	-	-	Yes	-
	Sewing light		Yes	Yes	Yes	Yes	Yes
	Safety switch activated when covers opened		Yes	-	-	Yes	-
	Overlock seam width		3-9mm	3-7mm	3-7mm	3-9mm	-
	Knife drive from above		-	Yes	Yes	Yes	-
	High, 2-step presser-foot lift with automatic front lift		-	-	-	Yes	Yes
	3-step presser-foot pressure		-	-	-	Yes	-
	Rolled-hem lever built into stitch plate		Yes	Yes	Yes	Yes	-
	Sewing speeds of up to 1500spm		Yes	Yes	Yes	Yes	-
STANDARD & OPTIONAL ACCESSORIES	Exclusive combination presser foot for overlock and chainstitch, with built-in tape guide		-	-	-	Yes	-
	Standard overlock presser foot with built-in tape guide		Yes	-	-	-	-
	Standard overlock presser foot		-	Yes	Yes	-	-
	Set of needles		Yes	Yes	Yes	Yes	-
	Special coverstitch needle set		-	-	-	Yes	Yes
	Waste collector for excess fabric		Yes	-	-	Yes	-
	2-thread converter		Built-in	Yes	Option	Yes	-
	Tools and accessories in separate bag		Yes	Yes	Yes	Yes	Yes
	Dust cover		Yes	Yes	Yes	Yes	-
SPECIFICATIONS	Dimensions(W)(X)(D)(H)mm		330X280 X310	315X290 X290	315X290 X290	300X260 X290	335X280 X285
	Weight		9kg (20 Lb.)	7kg (15 Lb.)	7kg (15 Lb.)	9kg (20 Lb.)	7kg (15 Lb.)
	Number of needle		1/2	1/2	1/2	1/2/3	1/2/3
	Number of thread		2/3/4	2/3/4	2/3/4	2/3/4/5	2/3/4
	Stitch length(mm)		1-4	1-4	1-4	1-4	1-4
	Differential feed		0.7-2.0Ratio	0.7-2.0Ratio	0.7-2.0Ratio	0.7-2.0Ratio	0.7-2.0Ratio
	Overlocking width(mm)	Left needle	5-9	5-7	5-7	7	-
		Right needle	3-7	3-5	3-5	5	-
		Rolled hem	2	1.8-2.2	1.8-2.2	2	-
		Chain needle	-	-	-	10	-
	Coverstitch		-	-	-	2.5/5	2.5/5



Why JUKI

Your Vision. Our Passion.

Your Juki Home sewing machines will allow you to create beautiful designs with no limits in the pursuit of your Vision. Today's sewing and quilting enthusiast ranges from hobby to professional and Juki Home Sewing machines gives you both, ease of use with professional technology to fit your needs. Whether you are quilting or sewing, creating an original design or repairing a loved heirloom, Juki Home Sewing machines will allow you to realize your vision.

Core technologies for household sewing machines

Stitch Quality

Juki industrial machines are known for creating the best stitch on the market. Juki brings this stitch quality to the entire line of Home Sewing Machines and Longarm Quilting Machines.



Box feed

While other conventional machines use an oval motion feed mechanism, Juki adopted a box feed system in order to provide beautiful seams and outstanding feed performance. By stabilizing the fabric and placing it in close contact with the feed dogs, The Box Feed system provides superior stitch quality for a variety of light to heavy weight fabrics and eliminates material shifting.

Air Thread Sergers

Fully automatic upper and lower looper air threading with the push of a button is now part of the Juki serger line-up. Juki has always been known for creating the most reliable sergers in both the Industrial and Home Sewing market. Air threading, automatic needle threading, and an LCD screen are waiting for you to finally make serging easy and enjoyable.



History of JUKI

Juki provides industrial technology to Home Sewing, so you can create your vision.

Juki is the world leading brand in the manufacture of sewing machines for both the industrial and home machine markets. Juki has been producing home sewing machines for over 65 years and our passion for making reliable, easy to use machines has only improved over time. Our Japanese designed products are renowned for their innovative technology and superior quality. Our sewing machines are used the world over by people who trust in the name JUKI. Juki's passion in the world of sewing machine manufacturing began with home machines in 1947. Juki's origins in the pursuit of dependable, easy to use home sewing machines has only strengthened and improved through the decades.

- 1947-JUKI starts assembly of sewing machines and is the only company manufacturing all of its own parts.
- 1953-JUKI begins the sale of Industrial Sewing Machines
- 1954-JUKI develops the first Rotary Needle Thread Take-up System (Model: TR-7) Sewing at 1,500 SPM for tailors and people working at home and in the cottage industry.
- 1974-JUKI America, Inc. is established in NYC
- 1976-JUKI America, Inc. moves to NJ to accommodate growth
- 1976-JUKI develops a Link Thread Take-up from industrial technology (Model: TL-72) for tailors and people working at home and in the cottage industry
- 1978-JUKI manufactures home sergers, using industrial overlock technology
- 1978-JUKI designs the World's First Automatic Needle Threader (Model: HZL-550)
- (HZL means "Home Zigzag Link Thread Take-up")
- 1981-JUKI wins the prestigious Deming Prize for quality control in manufacturing.
- 1985-World's First Automatic Thread Tension Control Unit (Model: HZL-7000)
- 1998-JUKI makes the first industrial type machine available to the home sewer (Model: TL-98E) A single needle lockstitch machine with automatic thread trimming, an extended sewing arm and high sewing speed (1500spm)
- 2009-JUKI introduces the Box Feed System developed from industrial manufacturing (Models: HZL-F Series)
- 2010-JUKI improves the operational functions of the TL-98Q and creates the Model: TL-2010Q
- 2015-JUKI launches the HZL-DX series with highest sewing speed on a horizontal bobbin in the home market (1050 SPM), a floating mode while using the feed dogs, 7 functions on the foot pedal, a slide on the throat plate to convert to a straight stitch plate, plus many more amazing sewing features to bring the joy of sewing to your home.

Computer Controlled Sewing Machines

HZL-DX7



1 Needle Lockstitch Sewing Machines

TL-2010Q



JUKI

JUKI AMERICA, INC

8500 NW 17TH STREET, SUITE 100, MIAMI, FL 33126, U. S. A.
TEL: 305-594-0059
FAX: 305-594-0720
Website: <http://www.juki.com>
Youtube: <https://www.youtube.com/user/jukihomesewing>
Facebook: <https://www.facebook.com/JukiHomeSewing>
Twitter: <https://twitter.com/jukihomesewing>
JUKI blog: <http://sewjukihome.com/>



**JUKI CORPORATION**

2-11-1 TSURUMAKI
TAMA-SHI, TOKYO 206-8551
TEL: 81-42-357-2341
FAX: 81-42-357-2345
<http://juki.co.jp>

JUKI AMERICA, INC.

8500 N.W 17TH STREET SUITE 100,
MIAMI, FL 33126-1008, U.S.A
TEL: 1-305-594-0059
FAX: 1-305-594-0720
<http://www.juki.com>
E-mail: home@juki.com