

# On the House

## Microwave Potato Bag

February 2022



Baked potatoes are popular side dishes but in today's busy world, there's not always time to bake. The microwave comes to the rescue. Use a quilted potato bag to get that same fluffy taste on your potatoes. Use 100% cotton batting and fabric. I've tested the embroidered bag in a 1.35 kilowatt microwave under high power for six minutes. No harm to the polyester thread!

Wash and pat-dry the potatoes. Do not pierce holes in the potatoes. Since the power levels and baking processes are different for each type of microwave, the time required to bake the potatoes will vary for each microwave oven.

Use 100% cotton batting and fabric and tear away stabilizer. Although the materials can be flammable, they are similar to other materials used in microwaves such as paper towels or paper plates.

# On the House

*Exquisite Thread*  
by **dime**  
DESIGNS IN MACHINE EMBROIDERY

## MATERIALS

- One 11"x 21" piece of 100% cotton fabric for outer fabric
- One 11" x 20" piece of 100% cotton fabric for lining
- One 11"x 20" piece of batting
- Tear Away Wash Away stabilizer
- Removable marker (we used Frixion)



## EXQUISITE THREADS

- 40 wt. Seattle ColorPlay Thread Collection:
  - V102 Medley variegated Forest
  - ES962 Exquisite Silver Green
  - ES32 Exquisite Neon Green
  - ES777 Exquisite Christmas Green
  - ES240 Exquisite Hedge

ES962



ES32




ES777



ES240



V102



# On the House

## Embroidery Design

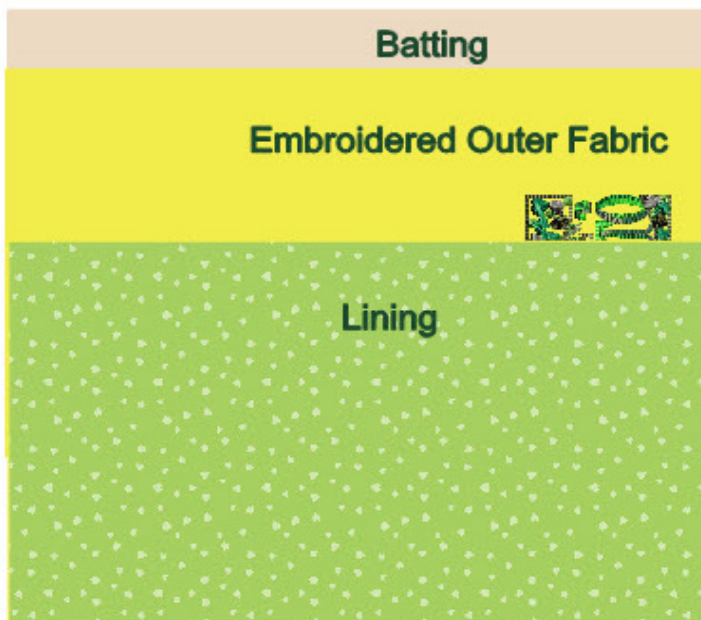
On The House Hot Potato 4"x 4"

## Embroider



Hoop the outer fabric, near one short end with Tear Away Wash Away stabilizer. Hoop the fabric as close to the short end as possible.

Attach to the machine and retrieve the design. Confirm the orientation of the design has the base of the design near the fabric edge as shown. Stitch the design following the color sequence.




Remove the fabric from the hoop. Tear away the excess stabilizer.

On the outer fabric, trim 1" off the embroidered, short end. Place the wrong side of the outer fabric on the batting. Place the right side of lining fabric on the right side of the outer fabric. Sew the short ends with  $\frac{1}{4}$ " seam allowance.

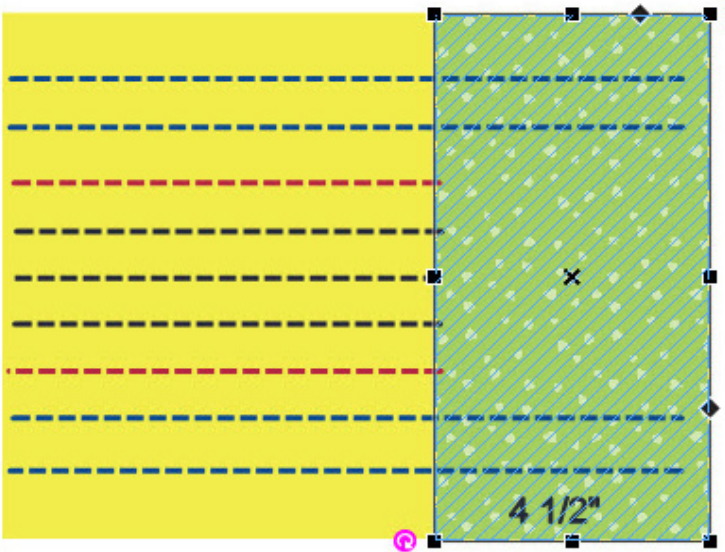


# On the House



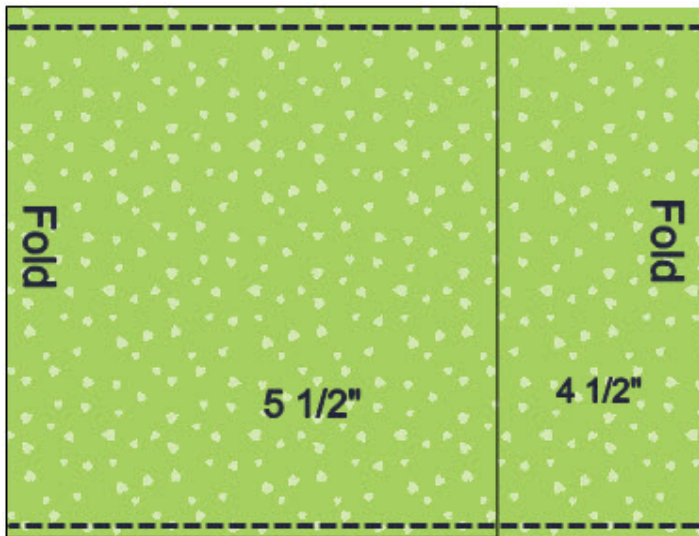
Turn right out. Press and edgestitch the short ends.

Quilt the panel if desired. I marked straight lines 1" apart with a Frixion marker (*test on your fabric first*). Align a quilter's ruler with the edge of the embroidery and mark the red lines as shown below. Next, mark the center lines (*shown in black*) and finally the red lines. Stitch on the lines. Remove the marks (press with an iron if you used the Frixion marker).



Serge the long edges or leave as is. Place the panel, right up, on a flat surface. Fold down 4½" on the embroidered end.


# On the House



Fold up 5 1/2" from the other end, overlapping the ends.  
Pin. Sew with 1/2" seam allowance. Turn right side







# On the House

The image below is a 100% size template for the Hot Potato design. You can use it to place this design precisely where you want it on your fabric. Just print this page and cut out around the image. Place the template on the fabric in the desired location and tape in place. Hoop the fabric and center the needle over the template's crosshair.



## **Information about this design:**

Hot Potato is stitched in Forest Green Exquisite Medley while the scattered shamrocks are embroidered in matching Exquisite thread colors. These lovely shades of green are the four colors found in Forest Green. Medley and Exquisite thread are the perfect companions when you want to coordinate variegated and solid threads.

- 1   Forest Green  
V102 Exquisite Medley  
Length: 4.317 yd  
Index: 1, Stitches: 1669
- 2   Hedge  
240 Exquisite Thread 40-2021  
Length: 1.249 yd  
Index: 1670, Stitches: 427
- 3   Neon Green  
32 Exquisite Thread 40-2021  
Length: 2.221 yd  
Index: 2097, Stitches: 1147

- 4   Silver Green  
962 Exquisite Thread 40-2021  
Length: 2.506 yd  
Index: 3244, Stitches: 1403
- 5   Christmas Green  
777 Exquisite Thread 40-2021  
Length: 4.983 yd  
Index: 4647, Stitches: 2823
- 6   Hedge  
240 Exquisite Thread 40-2021  
Length: 2.512 yd  
Index: 7470, Stitches: 1401