



# Embroidery Couching Foot

This embroidery couching foot set has been exclusively re-designed for MC500E or MC400E for use when embroidering couching designs.

Embellishing your work with yarn or cords creates a unique textured finish. Add dimension and depth to all projects with embroidery couching.

**Part Number: 202-316-004**



## The Embroidery Couching foot set comes with 2 different feet

You can choose between different yarn weights to create the perfect look to any project.

**PC-A : weight 3 yarn (light)**  
**PC-B : weight 4 yarn (medium)**

\*Make sure to do a sewing test first as yarn thickness & texture can vary even if yarn weight is the same


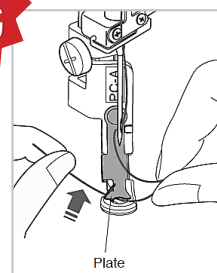
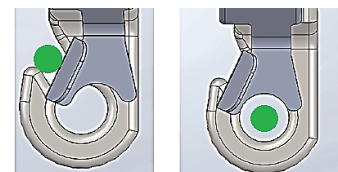
\*Use yarn without any knots.



## The feet are easy to thread, with an open toe and plate design

Slide the thread under the plate, and pass it through the presser foot hole.

A very user-friendly design!



### Tips for good couching embroidery

- \*Recommended speed is 400spm
- \*Use firmly twisted yarn
- \*Use the same or similar colored thread and yarn
- \*Do not use the single color sewing key in the editing mode for embroidery couching designs
- \*Guide the yarn gently while embroidering
- \*Rainbow color yarns create an interesting effect

## 10 attractive embroidery couching designs available as free downloads!

The embroidery couching designs shown below are available from [janome.com](http://janome.com)

For SQ14b Hoop

No	1	2	3	4	5	6	7
Design							

For SQ20b Hoop

No	1	2	3
Design			



\*The Embroidery Couching Foot Set for MC15000 is available as part number 202-297-008.