




Sliding Guide Foot

For all Top Loading Bobbin models


The Sliding Guide Foot makes edge stitching so easy! You can adjust the guide to sit up to a full inch away from the edge of the foot in seconds and create perfectly straight hems every time.

Available for top loading bobbin models.



Hassle-Free Foot Adjustment

Because the guide can be moved freely, various edge-stitching widths can be sewn. Also, by moving the lever attached to the back of the foot up and down, the position of the guide can effortlessly be locked or unlocked. There's no annoying screw that needs to be tightened to fix the guide in place or extra tools necessary! Just align the edge of the fabric with the guide to easily create straight stitching.




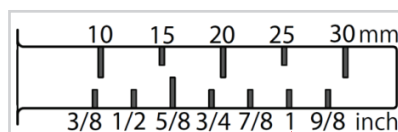
Locked




Unlocked

Convenient Scale Markings


The foot has a scale with markings in inches and millimeters to match your sewing needs. It is useful for tasks which require very accurate seaming such as 5/8" and 1/2" seams in garment construction and hemming! The guide can be adjusted up to 1".




1"



Great for quilting.



Evenly sew decorative stitches.



Create beautiful top stitching of various widths.

MODEL TYPE	SLIDING GUIDE FOOT
TOP LOADING 9MM STITCH WIDTH MODELS	202-293-004
TOP LOADING 7MM & 5MM STITCH WIDTH MODELS	202-218-005

Believe in Your Creativity
JANOME®

Join us!

www.janome.com

